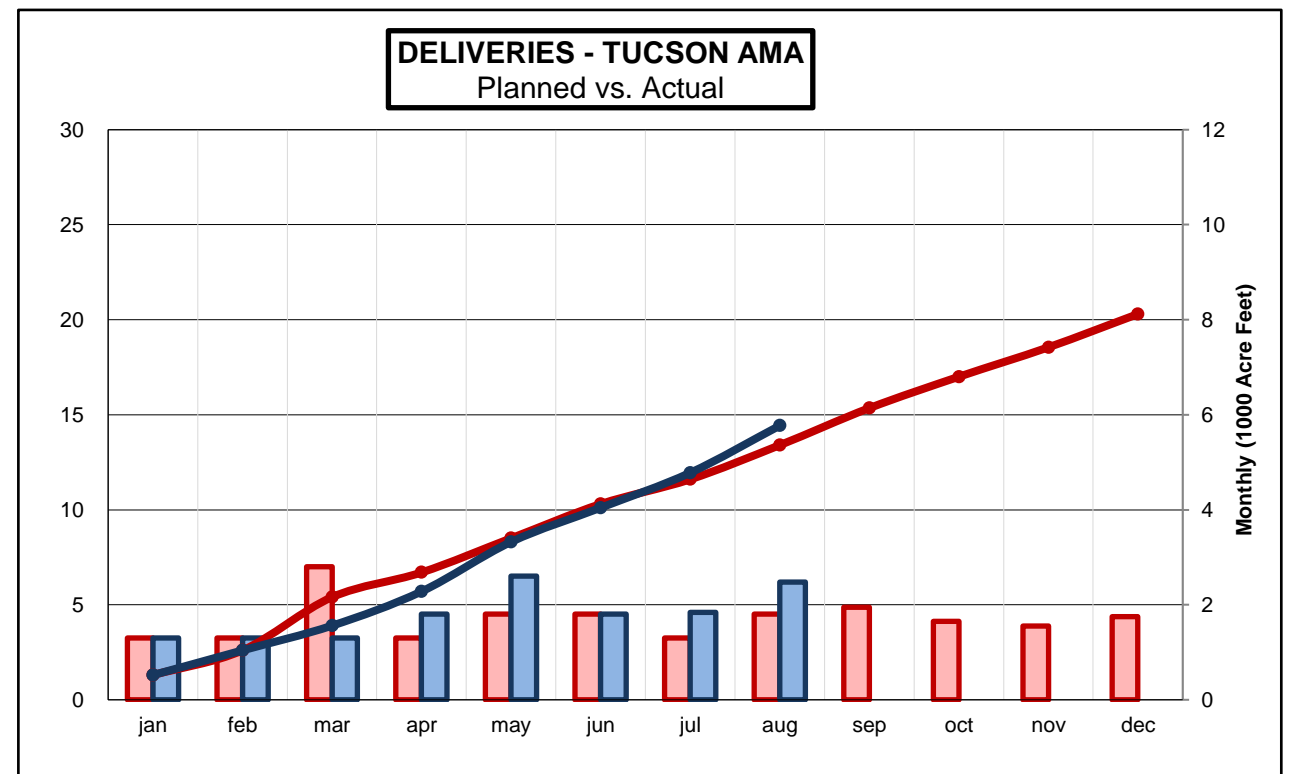
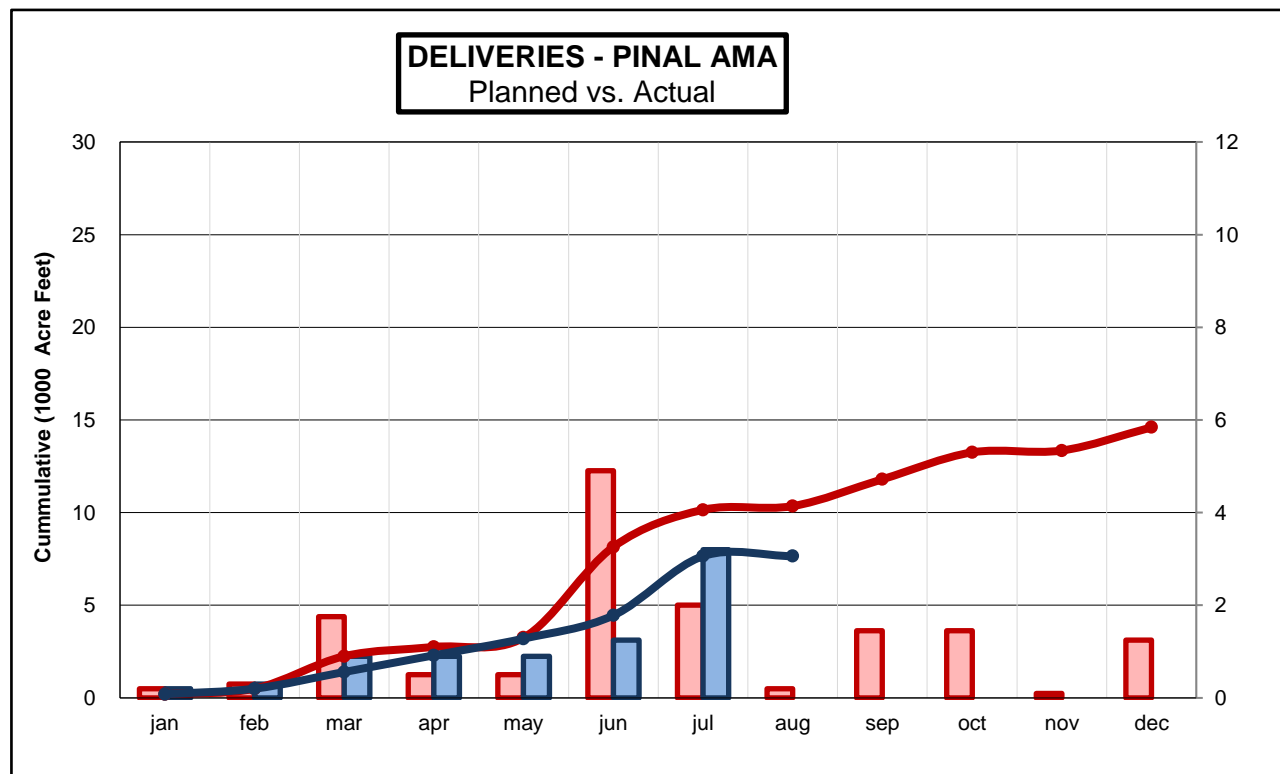
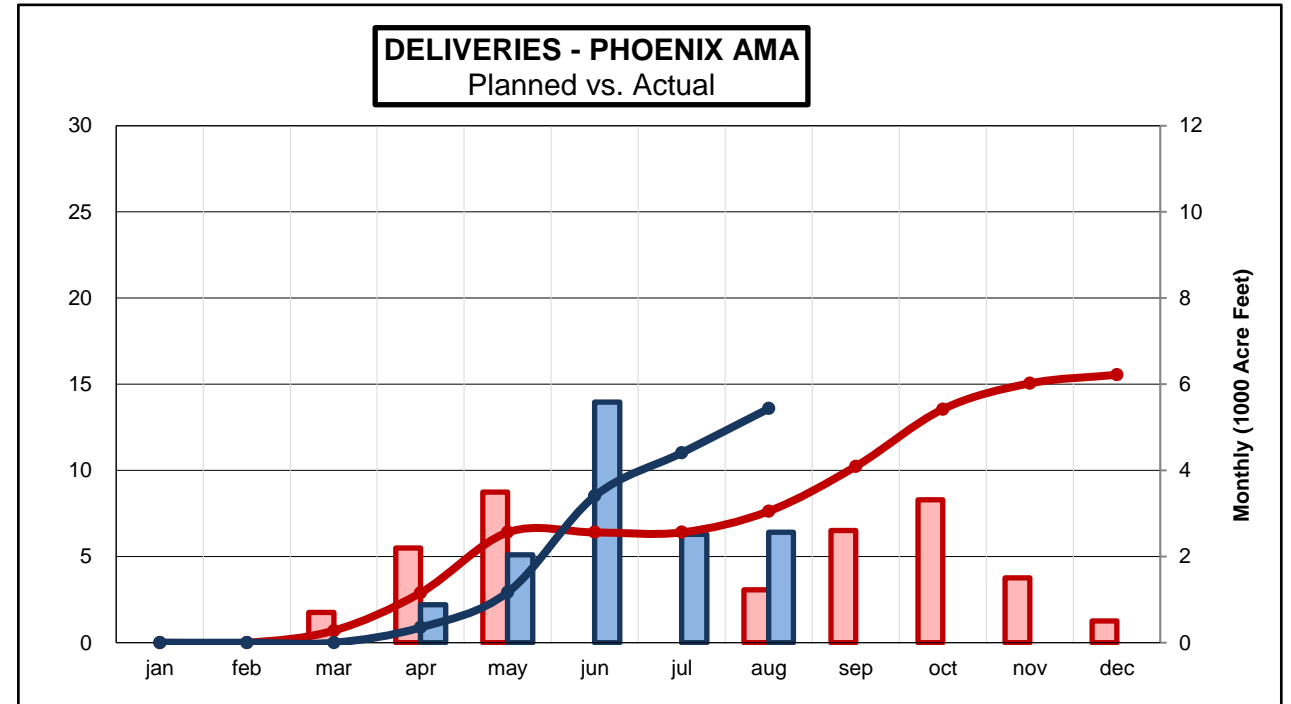
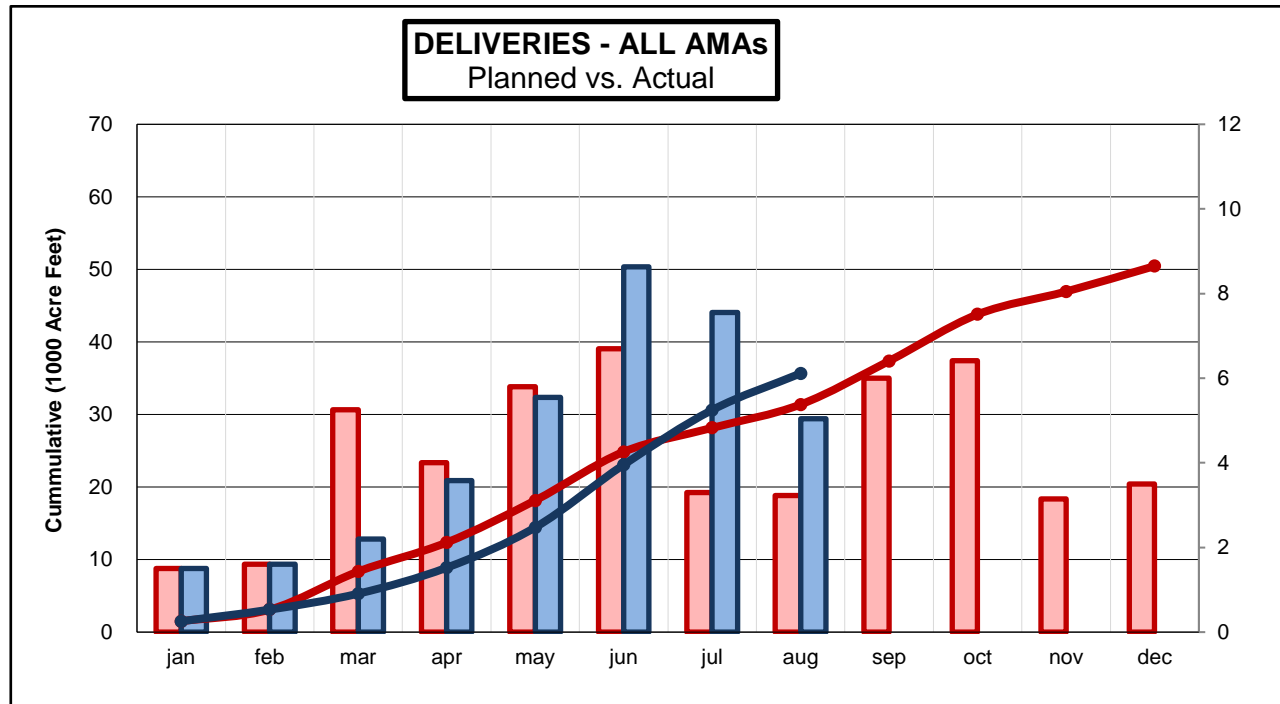


2015 Plan of Operation - INTRASTATE



█ PLANNED (MONTHLY)
 █ ACTUAL (MONTHLY)
 —●— PLANNED (CUM)
 —●— ACTUAL (CUM)

Actual Deliveries 2015
Plan of Operation

15-Sep-15

Phoenix AMA

	jan	feb	mar	apr	may	jun	jul	aug	sep	oct	nov	dec	total
HIEROGLYPHIC MTNS	0	0	0	0	0	2,000	0	500					2,500
	0	0	700	700	0	0	0	0	600	0	0	0	2,000
AGUA FRIA	0	0	0	883	623	1,199	1,179	187					4,071
	0	0	0	500	2,500	0	0	0	0	1,818	0	0	4,818
GRUSP	0	0	0	0	0	0	0	730					730
	0	0	0	0	0	0	0	0	0	500	500	500	1,500
TONOPAH DESERT	0	0	0	0	0	0	0	0					0
	0	0	0	0	0	0	0	0	0	0	0	0	0
SUPERSTITION MTNS	0	0	0	0	1,416	584	0	1,150					3,150
	0	0	0	1,000	1,000	0	0	0	0	0	0	0	2,000
QCID	0	0	0	0	0	1,800	1,334	0					3,134
	0	0	0	0	0	0	0	1,230	2,000	1,000	1,000	0	5,230
Subtotal	0	0	0	883	2,039	5,583	2,513	2,567	0	0	0	0	13,585
Total to date	0	0	0	883	2,922	8,505	11,018	13,585	13,585	13,585	13,585	13,585	13,585
Projected total to date	0	0	700	2,200	3,500	0	0	1,230	2,600	3,318	1,500	500	15,548

Pinal AMA

CAIDD	0	0	0	0	0	0	0	0					0
	0	0	0	0	0	3,000	200	0	0	0	0	0	3,200
HIDD	0	0	0	0	0	0	3,200	0					3,200
	0	0	0	0	0	1,600	1,600	0	0	0	0	0	3,200
MSIDD	200	300	900	900	900	0	0	0					3,200
	200	300	500	500	500	300	200	200	200	200	100	0	3,200
SSRB						1,250	0	0					1,250
	0	0	1,250	0	0	0	0	0	1,250	1,250	0	1,250	5,000
Subtotal	200	300	900	900	900	1,250	3,200	0	0	0	0	0	7,650
Total to date	200	500	1,400	2,300	3,200	4,450	7,650	7,650	7,650	7,650	7,650	7,650	7,650
Projected total to date	200	300	1,750	500	500	4,900	2,000	200	1,450	1,450	100	1,250	14,600

Tucson AMA

AVRA VALLEY	0	0	0	0	0	0	0	0					0
	0	0	0	0	0	0	0	0	450	450	450	450	1,800
LOWER SANTA CRUZ	0	0	0	0	1,307	0	539	0					1,846
	0	0	1,000	0	0	0	0	0	0	1,000	0	0	2,000
PIMA MINE ROAD	0	0	0	0	0	500	0	0					500
	0	0	500	0	0	0	0	0	0	0	0	0	500
CAVSARP	0	0	0	0	0	0	0	0					0
	0	0	0	0	0	0	0	0	0	0	0	0	0
SAVSARP	1,300	1,300	1,300	1,300	1,300	1,300	1,300	1,600					10,700
	1,300	1,300	1,300	1,300	1,300	1,300	1,300	1,300	1,300	0	1,000	1,300	14,000
CMID	0	0	0	0	0	0	0	880					880
	0	0	0	0	0	0	0	500	0	0	0	0	500
KAI FARMS - Red Rock	0	0	0	0	0	0	0	0					0
	0	0	0	0	500	500	0	0	0	0	0	0	1,000
BKW FARMS	0	0	0	500	0	0	0	0					500
	0	0	0	0	0	0	0	0	200	200	100	0	500
Subtotal	1,300	1,300	1,300	1,800	2,607	1,800	1,839	2,480	0	0	0	0	14,426
Total to date	1,300	2,600	3,900	5,700	8,307	10,107	11,946	14,426	14,426	14,426	14,426	14,426	14,426
Projected total to date	1,300	1,300	2,800	1,300	1,800	1,800	1,300	1,800	1,950	1,650	1,550	1,750	20,300

TOTAL	1,500	1,600	2,200	3,583	5,546	8,633	7,552	5,047	0	0	0	0	35,661
Total to date	1,500	3,100	5,300	8,883	14,429	23,062	30,614	35,661	35,661	35,661	35,661	35,661	35,661
Projected total to date	1,500	1,600	5,250	4,000	5,800	6,700	3,300	3,230	6,000	6,418	3,150	3,500	50,448