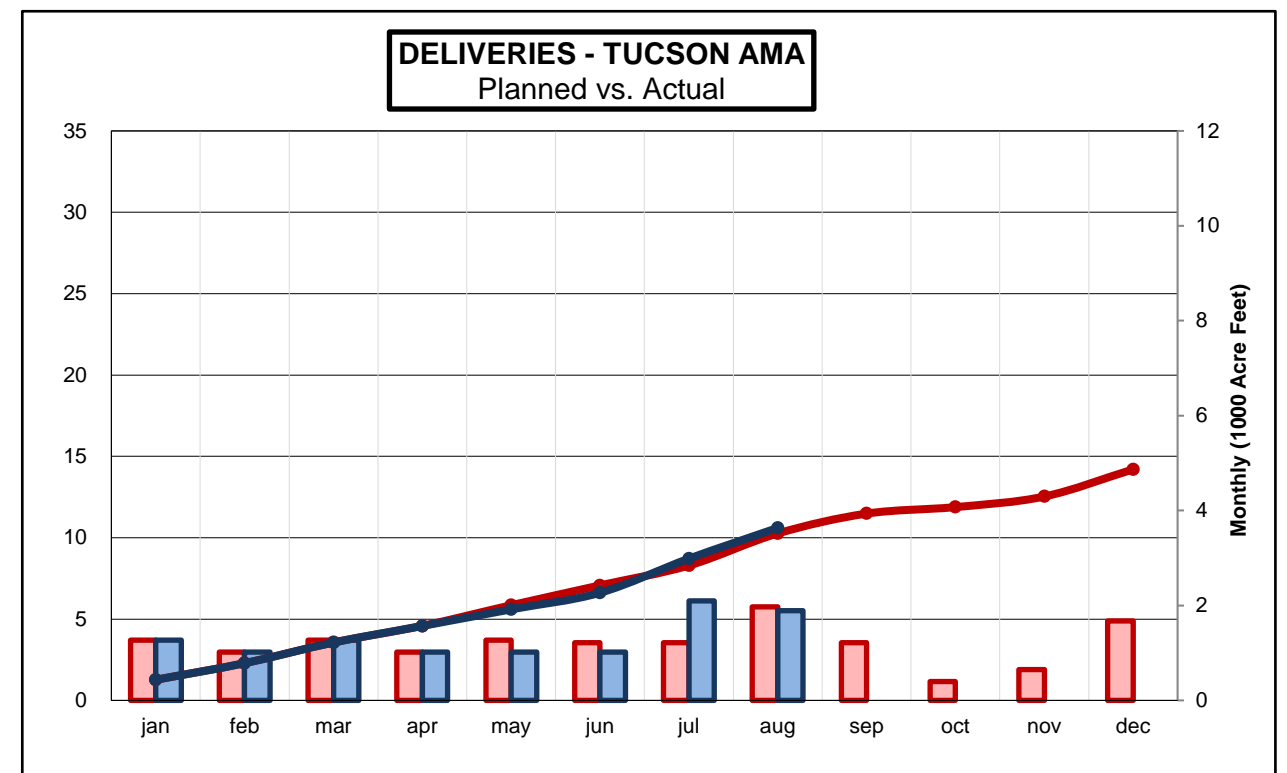
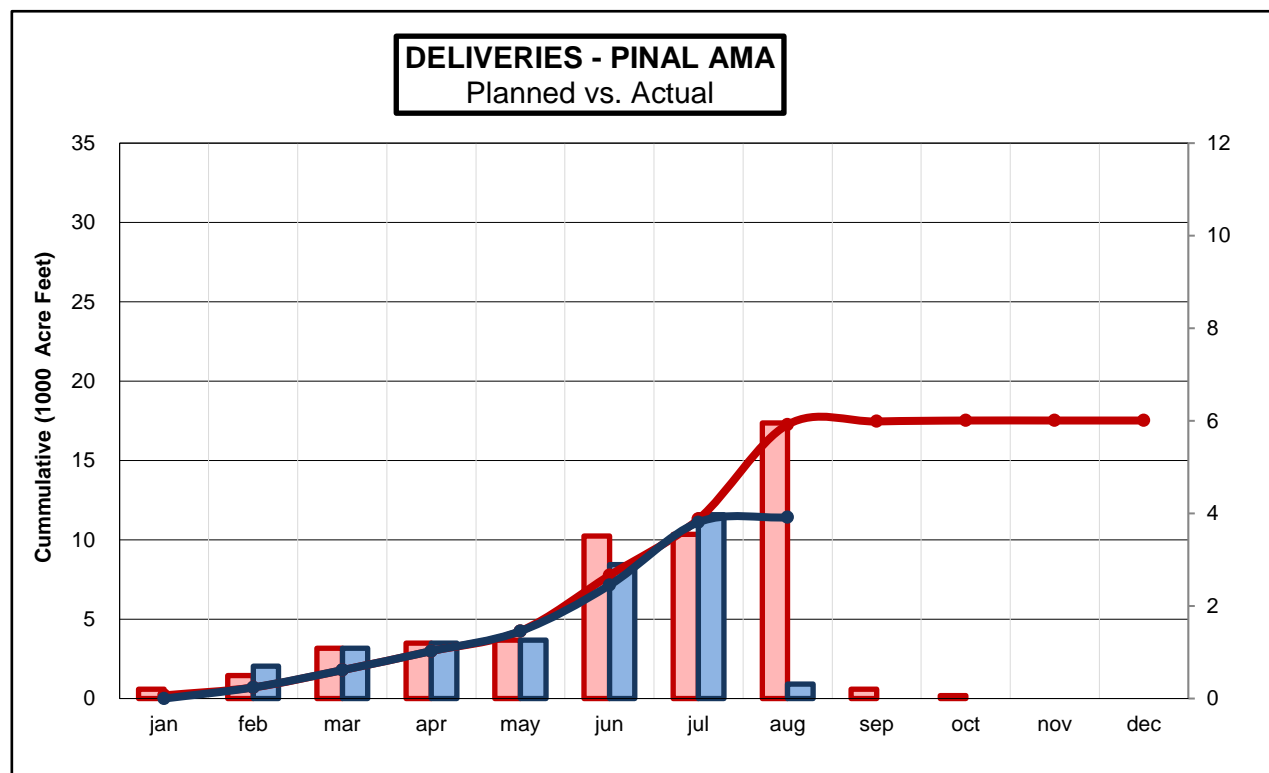
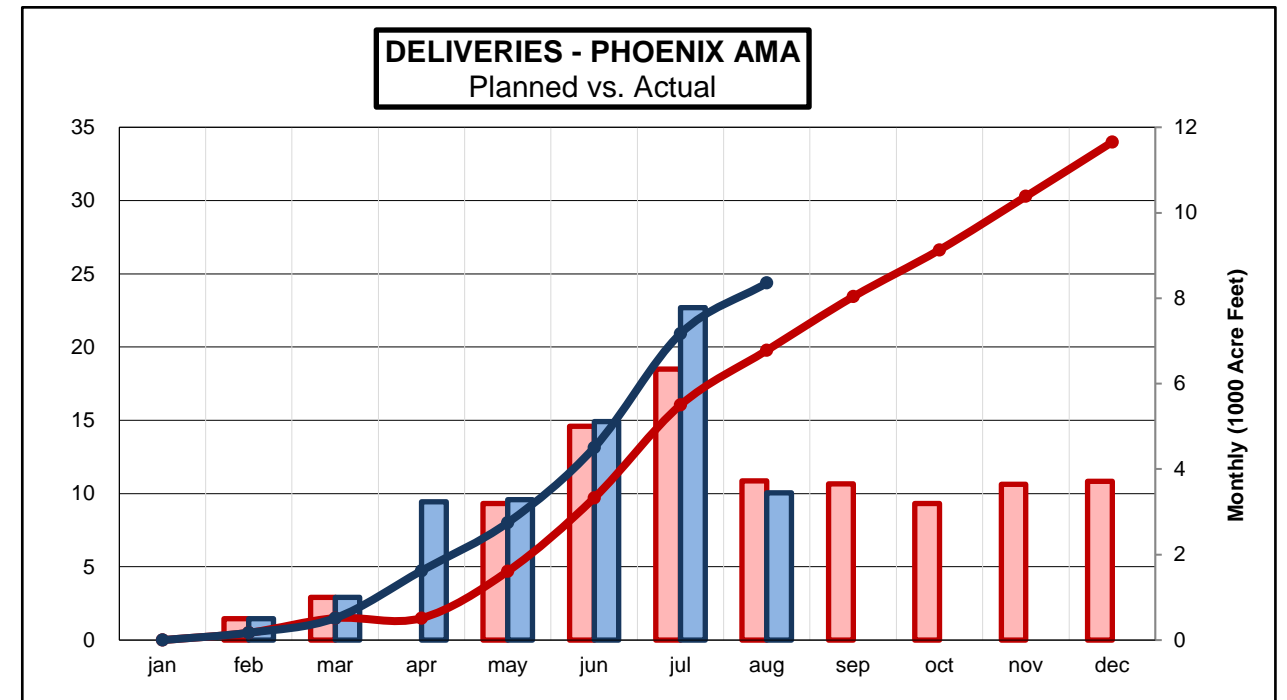
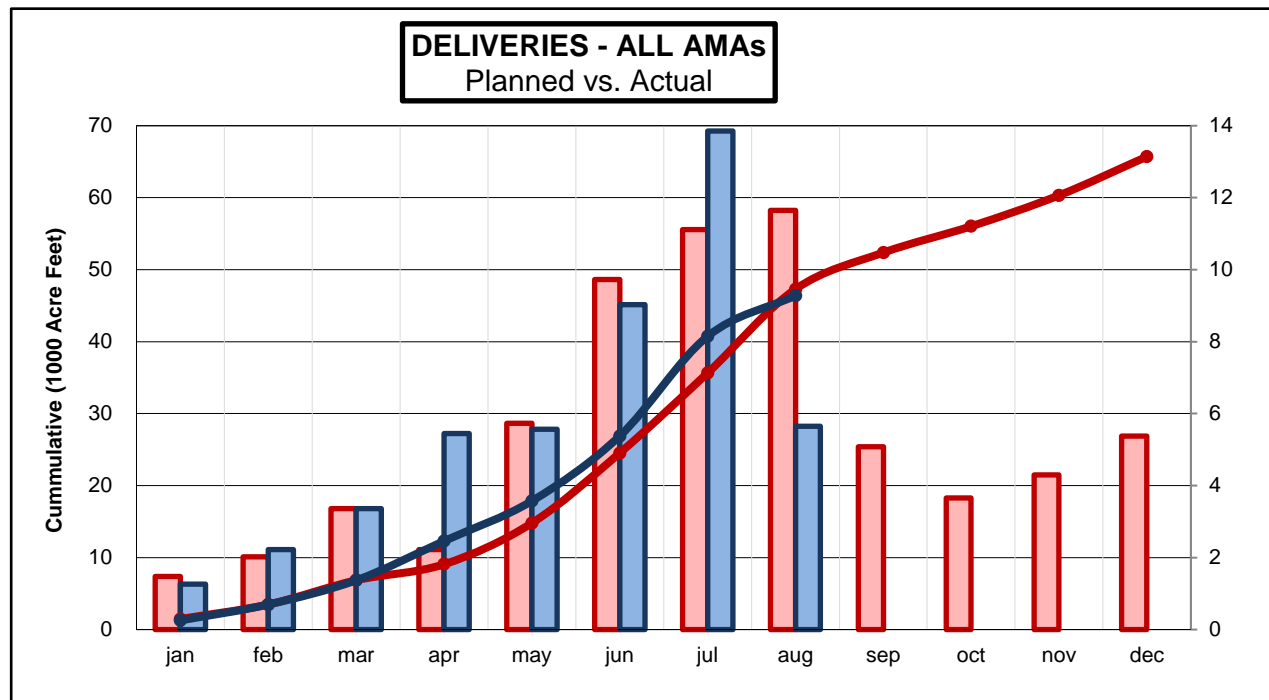


2016 Plan of Operation - INTRASTATE



█ PLANNED (MONTHLY)
 █ ACTUAL (MONTHLY)
 —●— PLANNED (CUM)
 —●— ACTUAL (CUM)

	jan	feb	mar	apr	may	jun	jul	aug	sep	oct	nov	dec	total
Phoenix AMA													
HIEROGLYPHIC MTNS	0	0	1,000	0	0	1,870	1,977	0					4,847
	0	0	1,000	0	700	1,000	500	0	1,500	800	3,000	2,236	10,736
AGUA FRIA	0	0	0	318	1,056	1,247	2,176	731					5,528
	0	0	0	0	0	1,500	2,000	0	157	1,400	145	975	6,177
GRUSP	0	500	0	0		2,000	1,600	1,600					5,700
	0	500	0	0	0	2,000	1,600	1,600	1,600	1,600	1,600	0	10,500
TONOPAH DESERT	0	0	0	0	0	0	0	0					0
	0	0	0	0	0	0	0	0	0	0	0	0	0
SUPERSTITION MTNS	0	0	0	2,915	2,230	0	2,029	0					7,174
	0	0	0	0	0	0	1,345	0	0	0	0	0	1,345
QCID	0	0	0	0	0	0	0	1,118					1,118
	0	0	0	0	0	0	0	1,230	2,000	1,000	500	500	5,230
Subtotal	0	500	1,000	3,233	3,286	5,117	7,782	3,449	0	0	0	0	24,367
Total to date	0	500	1,500	4,733	8,019	13,136	20,918	24,367	24,367	24,367	24,367	24,367	24,367
Projected total to date	0	500	1,000	0	700	4,500	5,445	2,830	5,257	4,800	5,245	3,711	33,988
Pinal AMA													
CAIDD	0	0	0	0	0	0	0	0					0
	0	0	0	0	0	0	1,040	4,800	0	0	0	0	5,840
HIDD	0	0	0	0	0	2,381	3,459	0					5,840
	0	0	0	0	0	3,000	2,000	840	0	0	0	0	5,840
MSIDD	0	700	1,090	1,200	1,260	510	510	310					5,580
	200	500	1,090	1,200	1,260	510	510	310	200	60	0	0	5,840
	0												0
	0	0	0	0	0	0	0	0	0	0	0	0	0
Subtotal	0	700	1,090	1,200	1,260	2,891	3,969	310	0	0	0	0	11,420
Total to date	0	700	1,790	2,990	4,250	7,141	11,110	11,420	11,420	11,420	11,420	11,420	11,420
Projected total to date	200	500	1,090	1,200	1,260	3,510	3,550	5,950	200	60	0	0	17,520
Tucson AMA													
AVRA VALLEY	0	0	0	0	0	0	0	0					0
	0	0	0	0	0	0	0	0	0	200	650	650	1,500
LOWER SANTA CRUZ	0	0	0	0	0	0	0	0					0
	0	0	0	0	0	0	0	0	0	0	0	0	0
PIMA MINE ROAD	0	0	0	0	0	0	0	0					0
	0	0	0	0	0	0	0	0	0	0	0	0	0
CAVSARP	0	0	0	0	0	0	0	0					0
	0	0	0	0	0	0	0	0	0	0	0	0	0
SAVSARP	1,020	1,020	1,020	1,020	1,020	1,020	1,020	1,020					8,160
	1,020	1,020	1,020	1,020	1,020	1,020	1,020	1,020	1,020	0	0	1,020	10,200
CMID	246	0	250	0	0	0	77	871					1,444
	250	0	250	0	250	0	0	750	0	0	0	0	1,500
KAI FARMS - Red Rock	0	0	0	0	0	0	1,000	0					1,000
	0	0	0	0	0	0	0	0	0	0	0	0	0
BKW FARMS	0	0	0	0	0	0	0	0					0
	0	0	0	0	0	200	200	200	200	200	0	0	1,000
Subtotal	1,266	1,020	1,270	1,020	1,020	1,020	2,097	1,891	0	0	0	0	10,604
Total to date	1,266	2,286	3,556	4,576	5,596	6,616	8,713	10,604	10,604	10,604	10,604	10,604	10,604
Projected total to date	1,270	1,020	1,270	1,020	1,270	1,220	1,220	1,970	1,220	400	650	1,670	14,200
TOTAL													
TOTAL	1,266	2,220	3,360	5,453	5,566	9,028	13,848	5,650	0	0	0	0	46,391
Total to date	1,266	3,486	6,846	12,299	17,865	26,893	40,741	46,391	46,391	46,391	46,391	46,391	46,391
Projected total to date	1,470	2,020	3,360	2,220	3,230	9,230	10,215	10,750	6,677	5,260	5,895	5,381	65,708