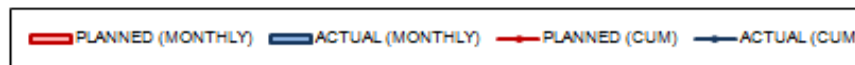
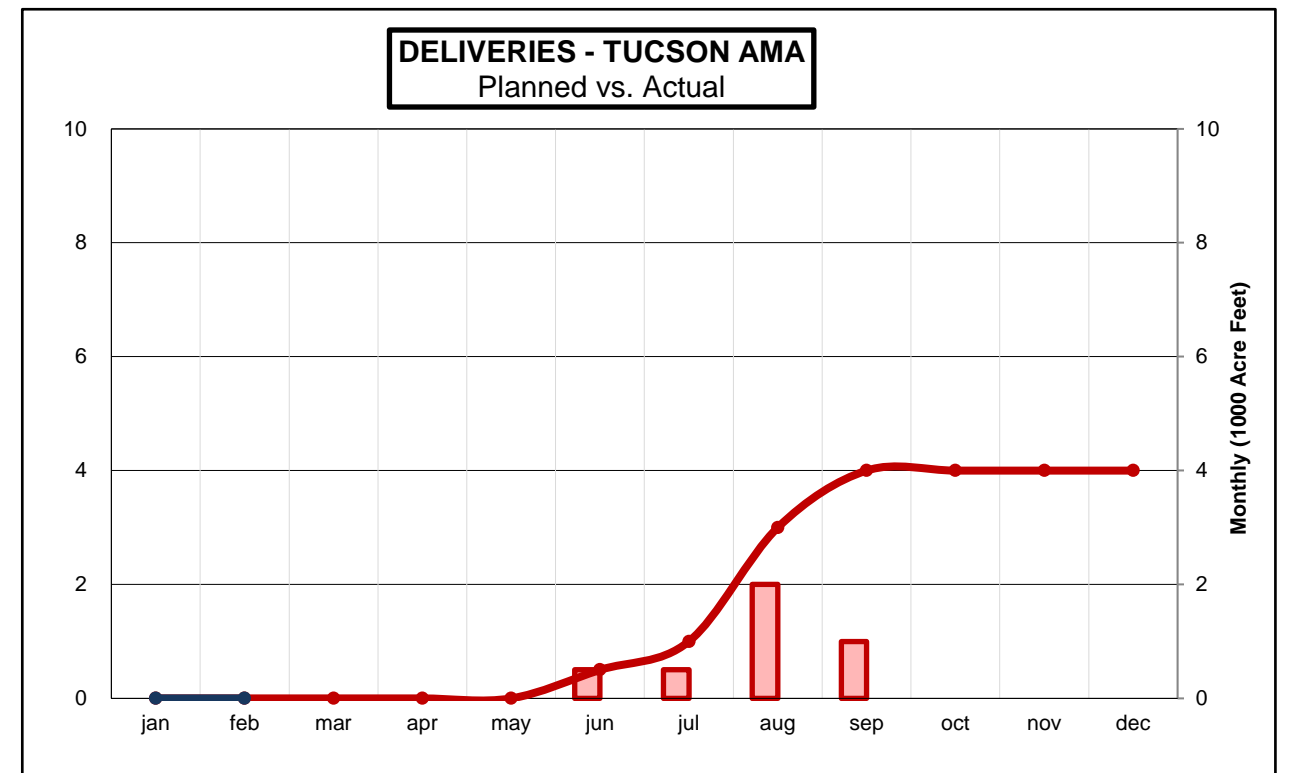
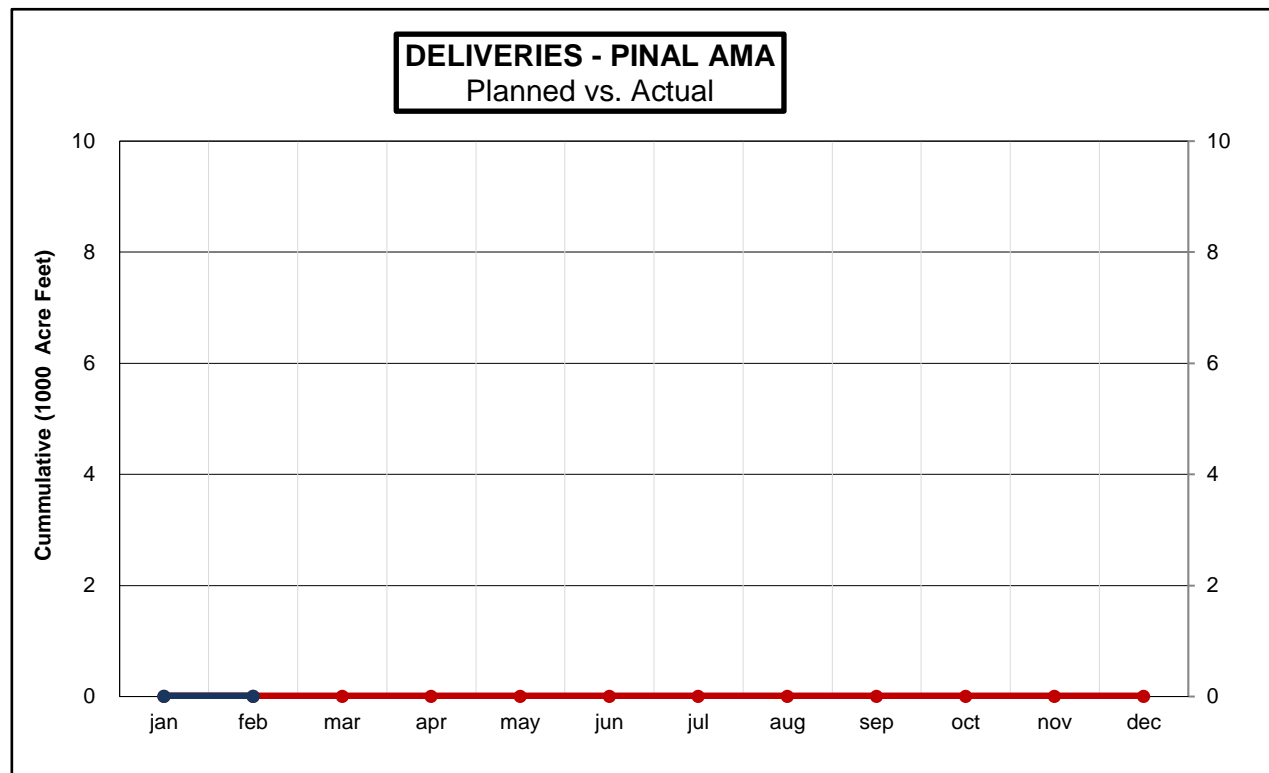
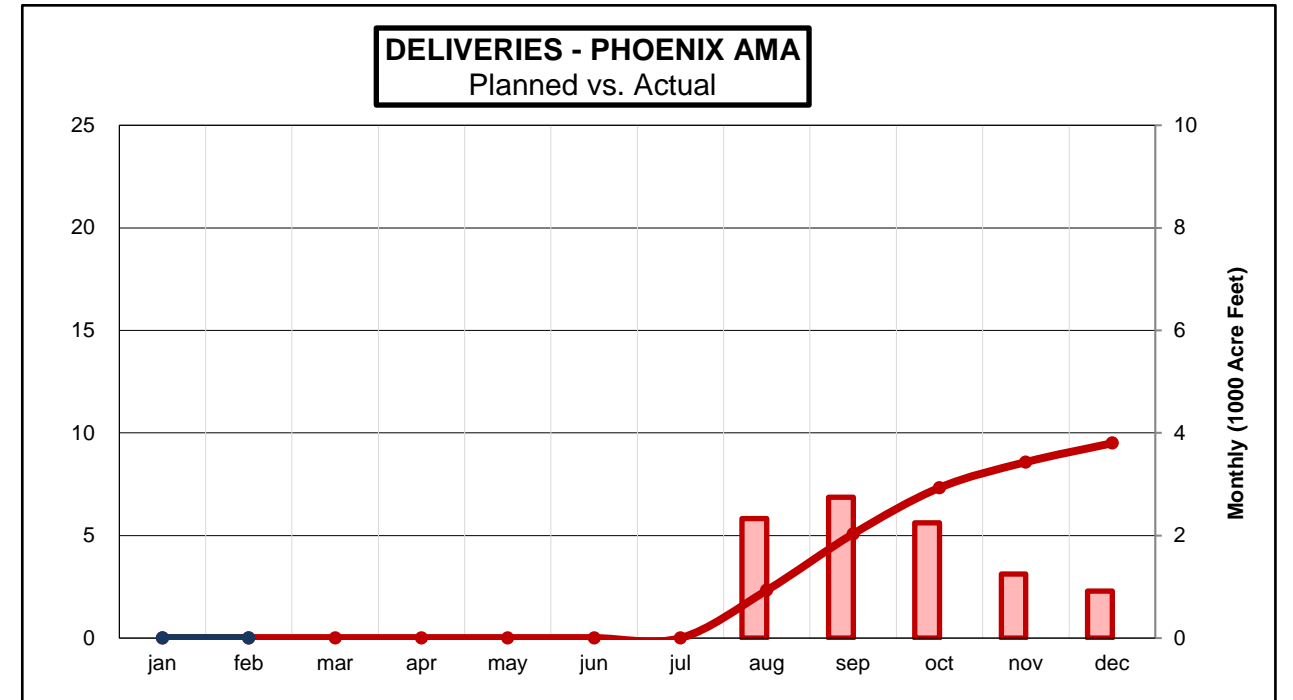
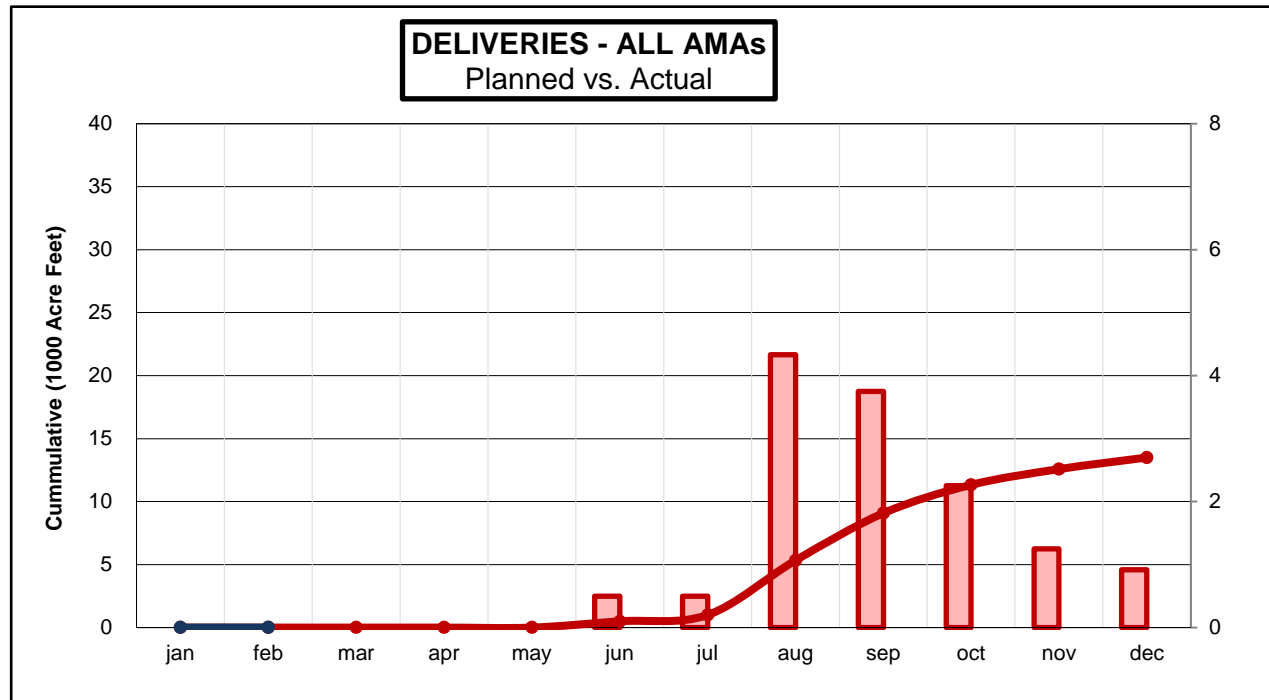


2018 Plan of Operation - Nevada



jan feb mar apr may jun jul aug sep oct nov dec total

Phoenix AMA

AGUA FRIA	0	0													0
	0	0	0	0	0	0	0	0	150	650	650	620			2,070
NMID	0	0													0
	0	0	0	0	0	0	0	1,000	1,000	1,000	0	0			3,000
QCID	0	0													0
	0	0	0	0	0	0	0	1,230	1,500	500	500	200			3,930
TID	0	0													0
	0	0	0	0	0	0	0	0	100	100	100	100			400
0	0	0													0
	0	0	0	0	0	0	0	0	0	0	0	0			0
0	0	0													0
	0	0	0	0	0	0	0	0	0	0	0	0			0
Subtotal	0	0	0	0	0	0	0	0	0	0	0	0	0	0	0
Total to date	0	0	0	0	0	0	0	0	0	0	0	0	0	0	0
Projected total to date	0	0	0	0	0	0	0	2,230	4,980	7,230	8,480	9,400			9,400

Pinal AMA

CAIDD	0	0													0
	0	0	0	0	0	0	0	0	0	0	0	0			0
HIDD	0	0													0
	0	0	0	0	0	0	0	0	0	0	0	0			0
MSIDD	0	0													0
	0	0	0	0	0	0	0	0	0	0	0	0			0
0	0	0													0
	0	0	0	0	0	0	0	0	0	0	0	0			0
Subtotal	0	0	0	0	0	0	0	0	0	0	0	0	0	0	0
Total to date	0	0	0	0	0	0	0	0	0	0	0	0	0	0	0
Projected total to date	0	0	0	0	0	0	0	0	0	0	0	0	0	0	0

Tucson AMA

PIMA MINE ROAD	0	0													0
	0	0	0	0	0	500	500	500	500	0	0	0			2,000
CMID	0	0													0
	0	0	0	0	0	0	0	1,000	500	0	0	0			1,500
KAI FARMS - Red Rock	0	0													0
	0	0	0	0	0	0	0	500	0	0	0	0			500
0	0	0													0
	0	0	0	0	0	0	0	0	0	0	0	0			0
0	0	0													0
	0	0	0	0	0	0	0	0	0	0	0	0			0
0	0	0													0
	0	0	0	0	0	0	0	0	0	0	0	0			0
0	0	0													0
	0	0	0	0	0	0	0	0	0	0	0	0			0
Subtotal	0	0	0	0	0	0	0	0	0	0	0	0	0	0	0
Total to date	0	0	0	0	0	0	0	0	0	0	0	0	0	0	0
Projected total to date	0	0	0	0	0	500	1,000	3,000	4,000	4,000	4,000	4,000	4,000		4,000

TOTAL	0	0	0	0	0	0	0	0	0	0	0	0	0	0	0
Total to date	0	0	0	0	0	0	0	0	0	0	0	0	0	0	0
Projected total to date	0	0	0	0	0	500	1,000	5,230	8,980	11,230	12,480	13,400			13,400