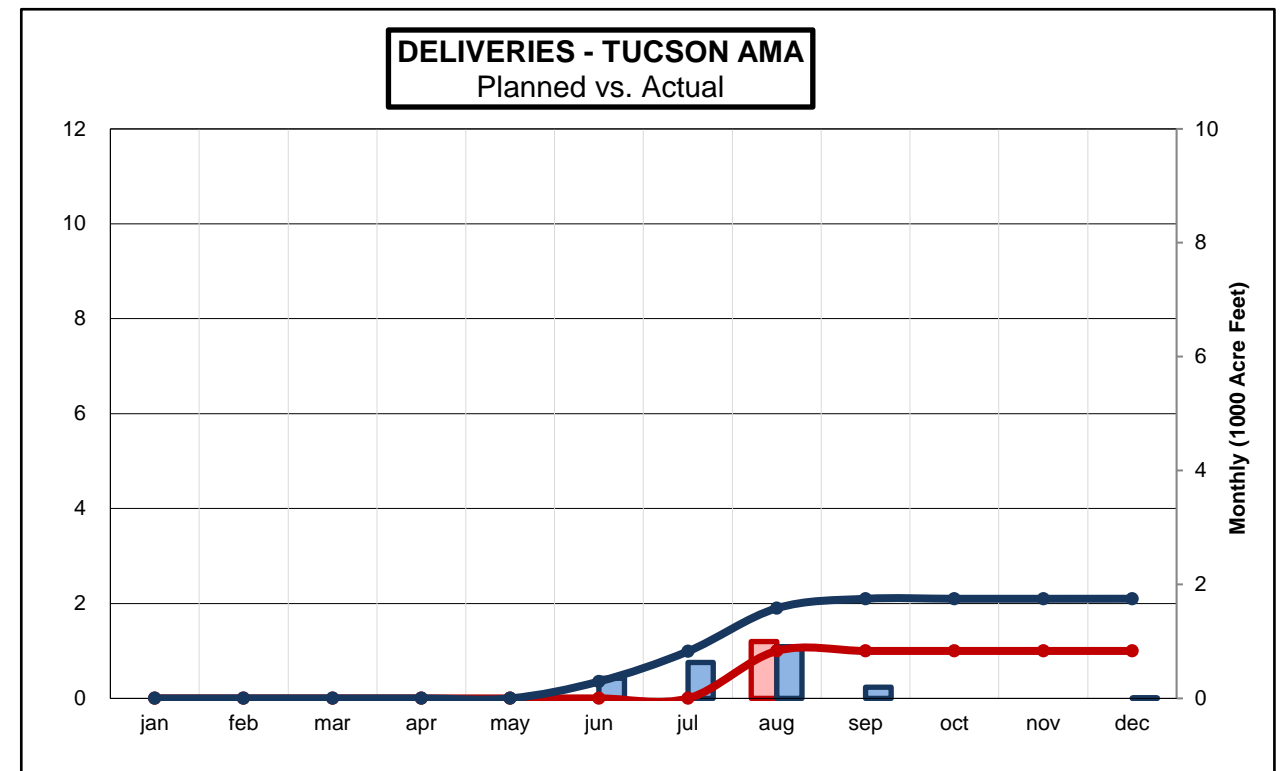
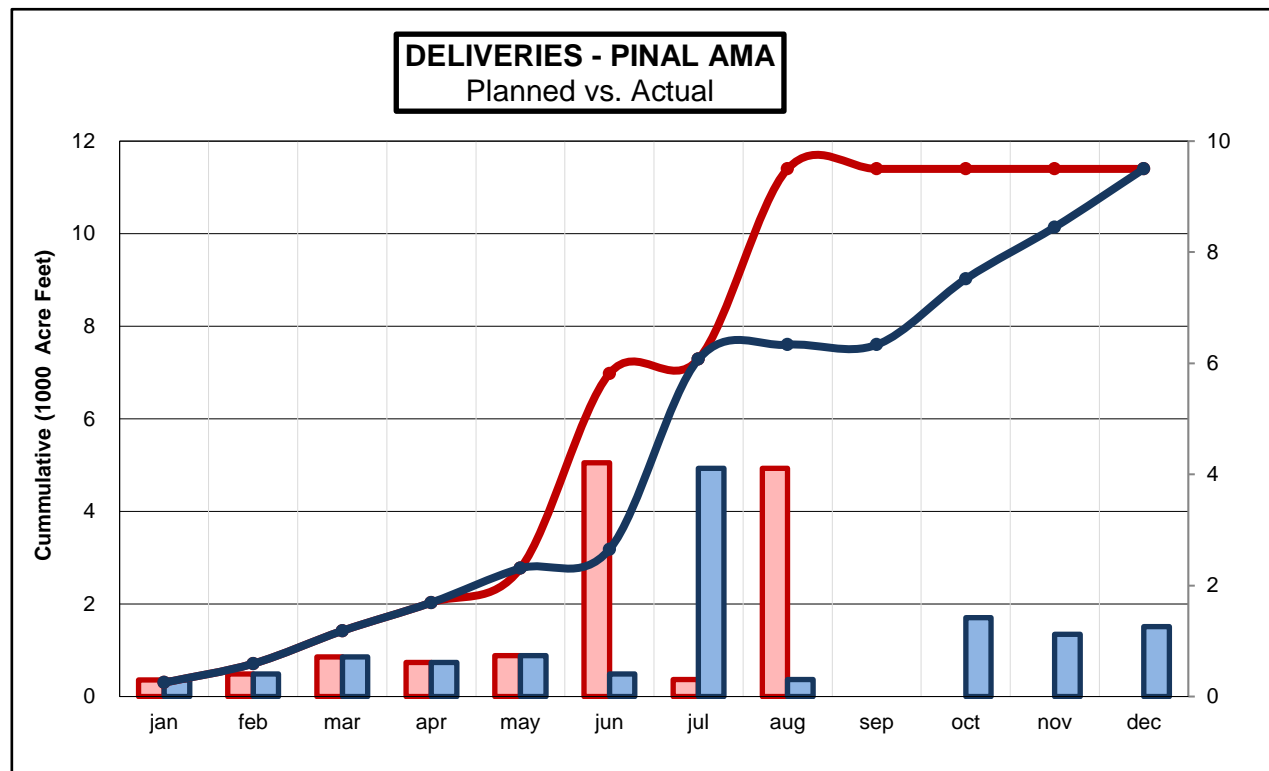
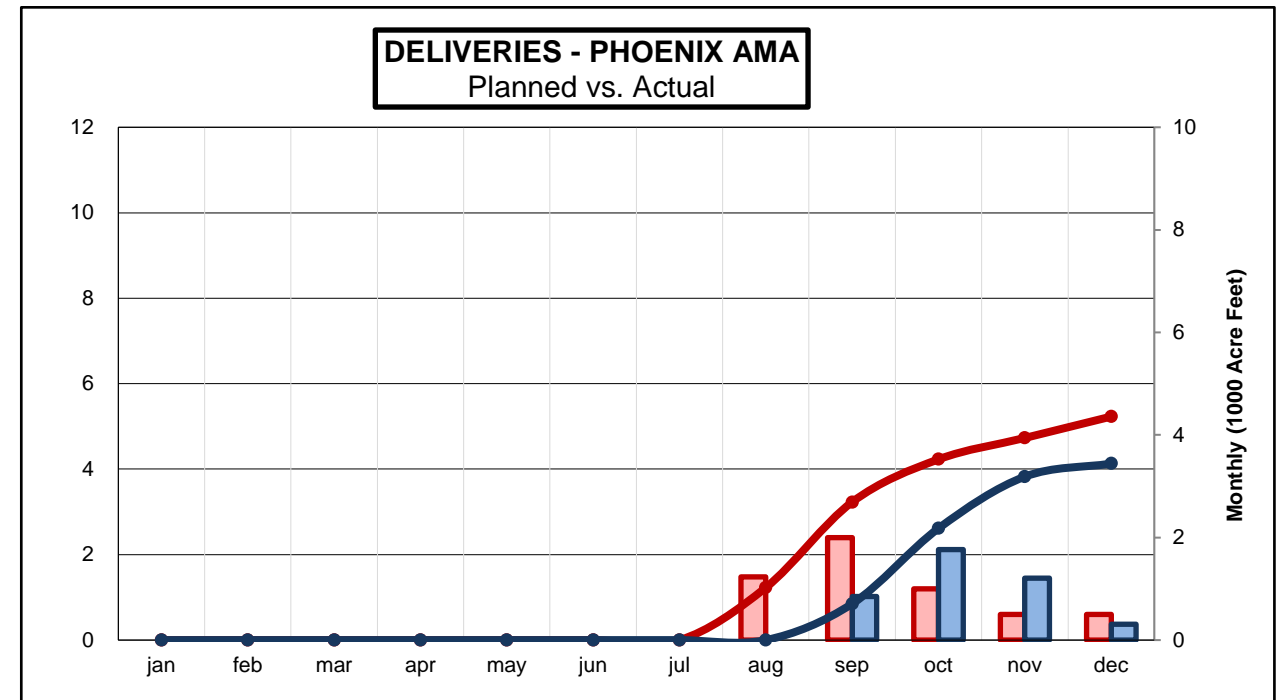
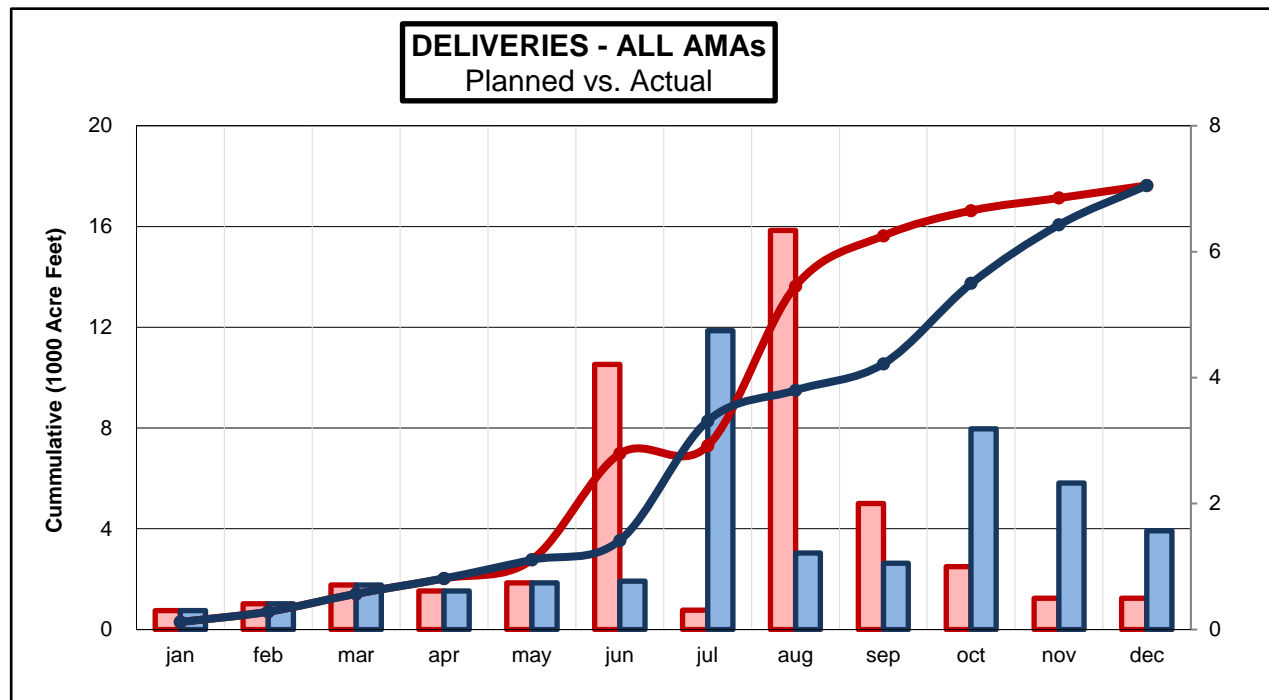


# 2017 Plan of Operation - INTRASTATE



█ PLANNED (MONTHLY)   
 █ ACTUAL (MONTHLY)   
 —●— PLANNED (CUM)   
 —●— ACTUAL (CUM)

jan feb mar apr may jun jul aug sep oct nov dec total

**Phoenix AMA**

HIEROGLYPHIC MTNS	0	0	0	0	0	0	0	0	850	1,050	0	0	1,900
	0	0	0	0	0	0	0	0	0	0	0	0	0
AGUA FRIA	0	0	0	0	0	0	0	0	0	0	0	0	0
	0	0	0	0	0	0	0	0	0	0	0	0	0
GRUSP	0	0	0	0	0	0	0	0	0	0	0	0	0
	0	0	0	0	0	0	0	0	0	0	0	0	0
TONOPAH DESERT	0	0	0	0	0	0	0	0	0	0	0	0	0
	0	0	0	0	0	0	0	0	0	0	0	0	0
SUPERSTITION MTNS	0	0	0	0	0	0	0	0	0	0	0	0	0
	0	0	0	0	0	0	0	0	0	0	0	0	0
QCID	0	0	0	0	0	0	0	0	0	715	1,209	306	2,230
	0	0	0	0	0	0	0	1,230	2,000	1,000	500	500	5,230
Subtotal	0	0	0	0	0	0	0	0	850	1,765	1,209	306	4,130
Total to date	0	0	0	0	0	0	0	0	850	2,615	3,824	4,130	4,130
Projected total to date	0	0	0	0	0	0	0	1,230	3,230	4,230	4,730	5,230	5,230

**Pinal AMA**

CAIDD	0	0	0	0	0	0	0	0	0	1,422	1,120	1,258	3,800
	0	0	0	0	0	0	0	3,800	0	0	0	0	3,800
HIDD	0	0	0	0	0	0	3,800	0	0	0	0	0	3,800
	0	0	0	0	0	3,800	0	0	0	0	0	0	3,800
MSIDD	300	410	710	610	740	410	310	310	0	0	0	0	3,800
	300	410	710	610	740	410	310	310	0	0	0	0	3,800
	0	0	0	0	0	0	0	0	0	0	0	0	0
	0	0	0	0	0	0	0	0	0	0	0	0	0
Subtotal	300	410	710	610	740	410	4,110	310	0	1,422	1,120	1,258	11,400
Total to date	300	710	1,420	2,030	2,770	3,180	7,290	7,600	7,600	9,022	10,142	11,400	11,400
Projected total to date	300	710	1,420	2,030	2,770	6,980	7,290	11,400	11,400	11,400	11,400	11,400	11,400

**Tucson AMA**

AVRA VALLEY	0	0	0	0	0	0	0	0	0	0	0	0	0
	0	0	0	0	0	0	0	0	0	0	0	0	0
LOWER SANTA CRUZ	0	0	0	0	0	0	0	0	0	0	0	1	1
	0	0	0	0	0	0	0	0	0	0	0	0	0
PIMA MINE ROAD	0	0	0	0	0	0	0	0	0	0	0	0	0
	0	0	0	0	0	0	0	0	0	0	0	0	0
CAVSARP	0	0	0	0	0	0	0	0	0	0	0	0	0
	0	0	0	0	0	0	0	0	0	0	0	0	0
SAVSARP	0	0	0	0	0	0	0	0	0	0	0	0	0
	0	0	0	0	0	0	0	0	0	0	0	0	0
CMID	0	0	0	0	0	356	634	909	200	0	0	0	2,099
	0	0	0	0	0	0	0	1,000	0	0	0	0	1,000
KAI FARMS - Red Rock	0	0	0	0	0	0	0	0	0	0	0	0	0
	0	0	0	0	0	0	0	0	0	0	0	0	0
BKW FARMS	0	0	0	0	0	0	0	0	0	0	0	0	0
	0	0	0	0	0	0	0	0	0	0	0	0	0
Subtotal	0	0	0	0	0	356	634	909	200	0	0	1	2,100
Total to date	0	0	0	0	0	356	990	1,899	2,099	2,099	2,099	2,100	2,100
Projected total to date	0	0	0	0	0	0	0	1,000	1,000	1,000	1,000	1,000	1,000

TOTAL	300	410	710	610	740	766	4,744	1,219	1,050	3,187	2,329	1,565	17,630
Total to date	300	710	1,420	2,030	2,770	3,536	8,280	9,499	10,549	13,736	16,065	17,630	17,630
Projected total to date	300	710	1,420	2,030	2,770	6,980	7,290	13,630	15,630	16,630	17,130	17,630	17,630