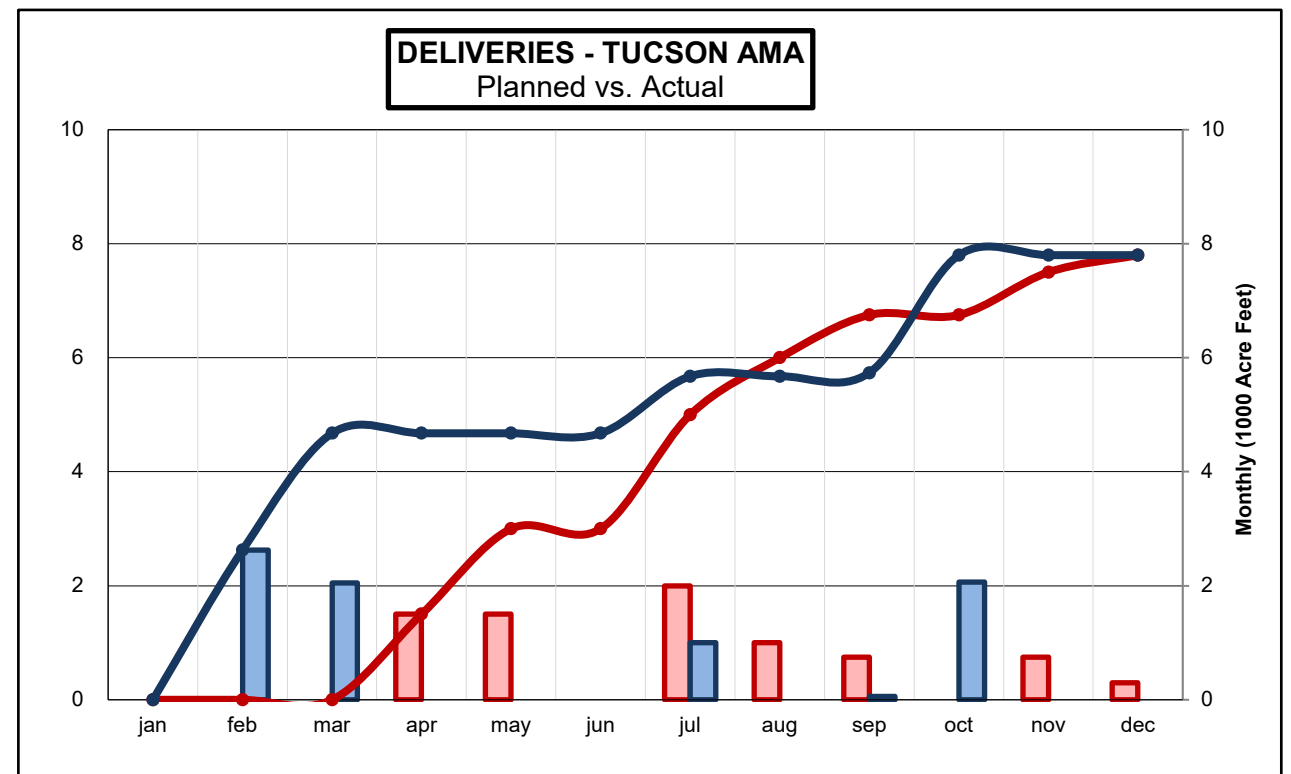
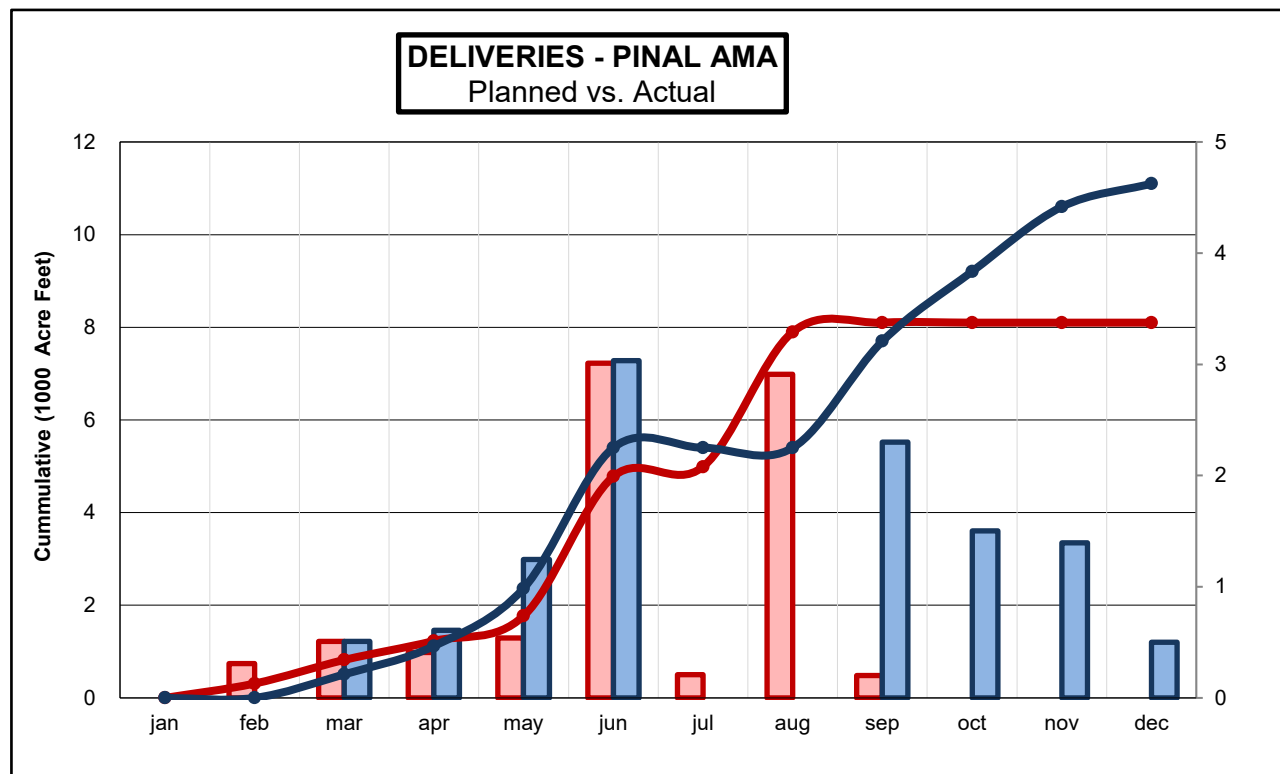
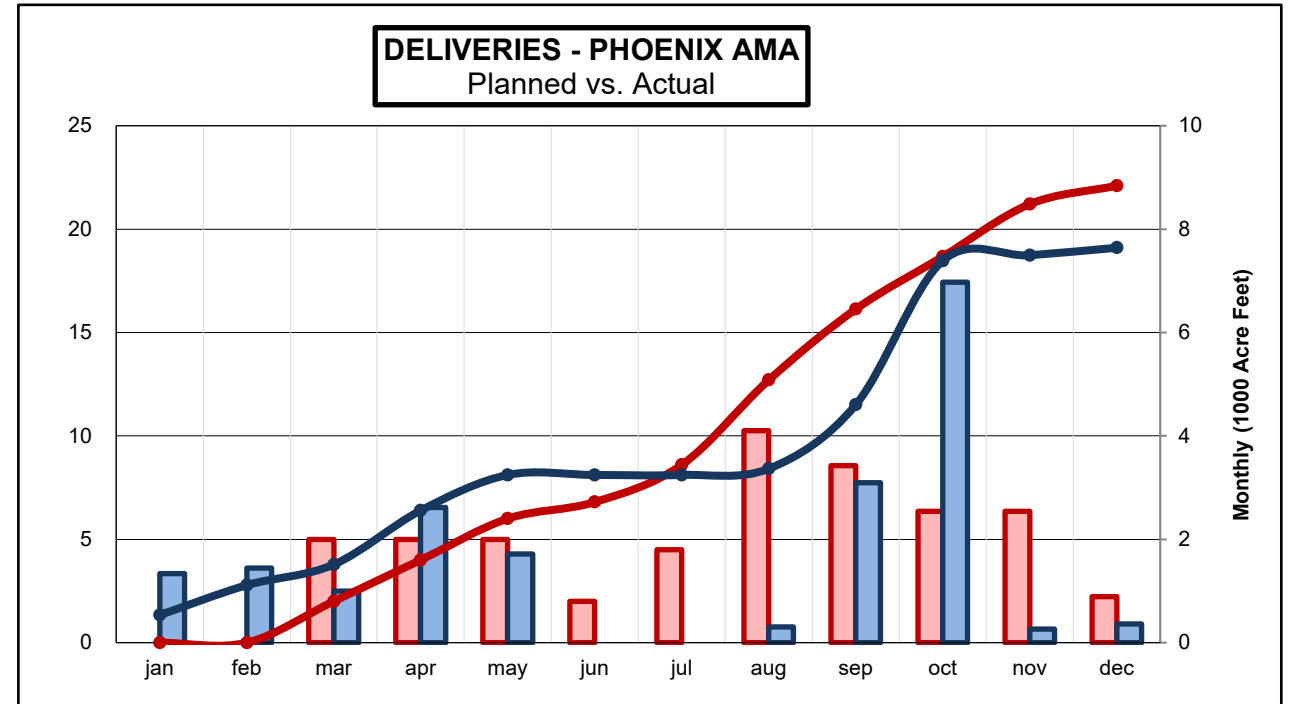
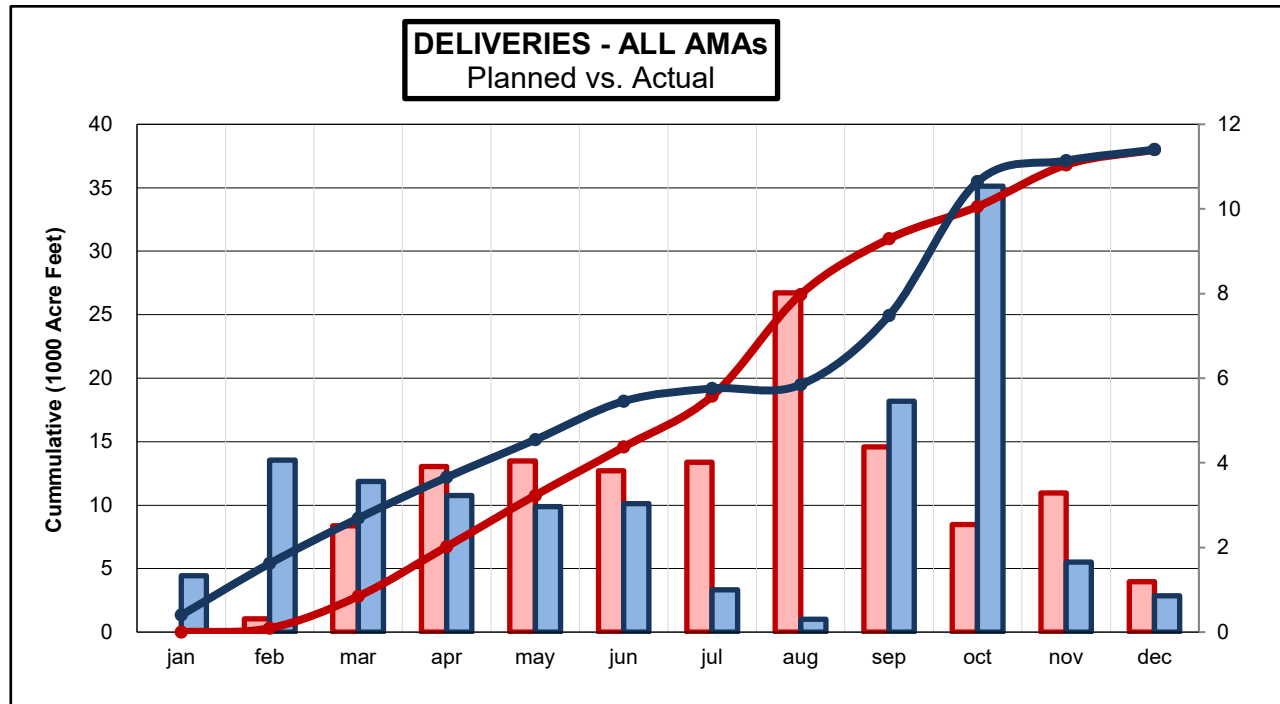


2018 Plan of Operation - INTRASTATE



█ PLANNED (MONTHLY)
 █ ACTUAL (MONTHLY)
 —●— PLANNED (CUM)
 —●— ACTUAL (CUM)

Actual Deliveries 2018

18-Mar-19

Plan of Operation

jan feb mar apr may jun jul aug sep oct nov dec total

Phoenix AMA

HIEROGLYPHIC MTNS	0	1,000	0	1,616	1,717	0	0	0	980	1,698	0	0	7,011
	0	0	0	0	0	800	800	800	1,340	1,240	1,290	741	7,011
AGUA FRIA	1,335	444	0	0	0	0	0	0	221	0	0	267	2,267
	0	0	0	0	0	0	1,000	1,000	1,000	1,000	1,000	0	5,000
GRUSP	0	0	0	0	0	0	0	0	0	0	0	0	0
	0	0	0	0	0	0	0	0	0	0	0	0	0
TONOPAH DESERT	0	0	0	0	0	0	0	0	0	0	0	0	0
	0	0	0	0	0	0	0	0	0	0	0	0	0
SUPERSTITION MTNS	0	0	1,000	1,000	0	0	0	0	1,490	5,197	0	0	8,687
	0	0	2,000	2,000	2,000	0	0	2,000	687	0	0	0	8,687
TONPAH IRRIGATION DISTRICT	0	0	0	0	0	0	0	302	400	76	261	96	1,135
	0	0	0	0	0	0	0	302	400	300	250	150	1,402
Subtotal	1,335	1,444	1,000	2,616	1,717	0	0	302	3,091	6,971	261	363	19,100
Total to date	1,335	2,779	3,779	6,395	8,112	8,112	8,112	8,414	11,505	18,476	18,737	19,100	19,100
Projected total to date	0	0	2,000	4,000	6,000	6,800	8,600	12,702	16,129	18,669	21,209	22,100	22,100

Pinal AMA

CAIDD	0	0	0	0	0	0	0	0	0	0	0	0	0
	0	0	0	0	0	0	0	2,700	0	0	0	0	2,700
HIDD	0	0	0	0	536	2,164	0	0	0	0	0	0	2,700
	0	0	0	0	0	2,700	0	0	0	0	0	0	2,700
MSIDD	0	0	510	610	710	870	0	0	2,300	1,504	1,396	500	8,400
	0	310	510	410	540	310	210	210	200	0	0	0	2,700
	0	0	0	0	0	0	0	0	0	0	0	0	0
	0	0	0	0	0	0	0	0	0	0	0	0	0
Subtotal	0	0	510	610	1,246	3,034	0	0	2,300	1,504	1,396	500	11,100
Total to date	0	0	510	1,120	2,366	5,400	5,400	5,400	7,700	9,204	10,600	11,100	11,100
Projected total to date	0	310	820	1,230	1,770	4,780	4,990	7,900	8,100	8,100	8,100	8,100	8,100

Tucson AMA

AVRA VALLEY	0	0	0	0	0	0	0	0	0	0	0	0	0
	0	0	0	0	0	0	0	0	0	0	0	0	0
LOWER SANTA CRUZ	0	2,623	2,052	0	0	0	0	0	0	1,991	0	0	6,666
	0	0	0	1,500	1,500	0	1,000	1,000	500	0	500	300	6,300
PIMA MINE ROAD	0	0	0	0	0	0	0	0	0	29	0	0	29
	0	0	0	0	0	0	0	0	250	0	250	0	500
CAVSARP	0	0	0	0	0	0	0	0	0	0	0	0	0
	0	0	0	0	0	0	0	0	0	0	0	0	0
SAVSARP	0	0	0	0	0	0	0	0	0	0	0	0	0
	0	0	0	0	0	0	0	0	0	0	0	0	0
CMID	0	0	0	0	0	0	1,000	0	0	0	0	0	1,000
	0	0	0	0	0	0	1,000	0	0	0	0	0	1,000
KAI FARMS - Red Rock	0	0	0	0	0	0	0	0	61	44	0	0	105
	0	0	0	0	0	0	0	0	0	0	0	0	0
BKW FARMS	0	0	0	0	0	0	0	0	0	0	0	0	0
	0	0	0	0	0	0	0	0	0	0	0	0	0
Subtotal	0	2,623	2,052	0	0	0	1,000	0	61	2,064	0	0	7,800
Total to date	0	2,623	4,675	4,675	4,675	4,675	5,675	5,675	5,736	7,800	7,800	7,800	7,800
Projected total to date	0	0	0	1,500	3,000	3,000	5,000	6,000	6,750	6,750	7,500	7,800	7,800

TOTAL	1,335	4,067	3,562	3,226	2,963	3,034	1,000	302	5,452	10,539	1,657	863	38,000
Total to date	1,335	5,402	8,964	12,190	15,153	18,187	19,187	19,489	24,941	35,480	37,137	38,000	38,000
Projected total to date	0	310	2,820	6,730	10,770	14,580	18,590	26,602	30,979	33,519	36,809	38,000	38,000