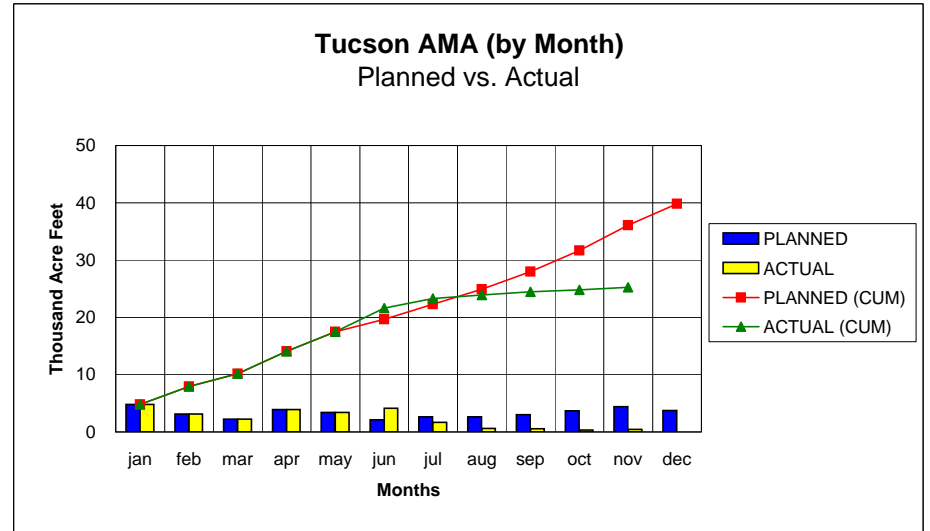
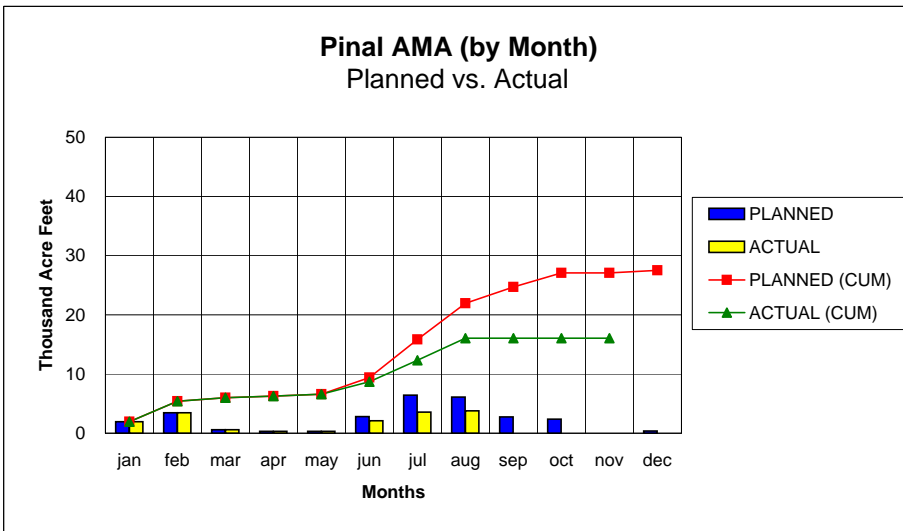
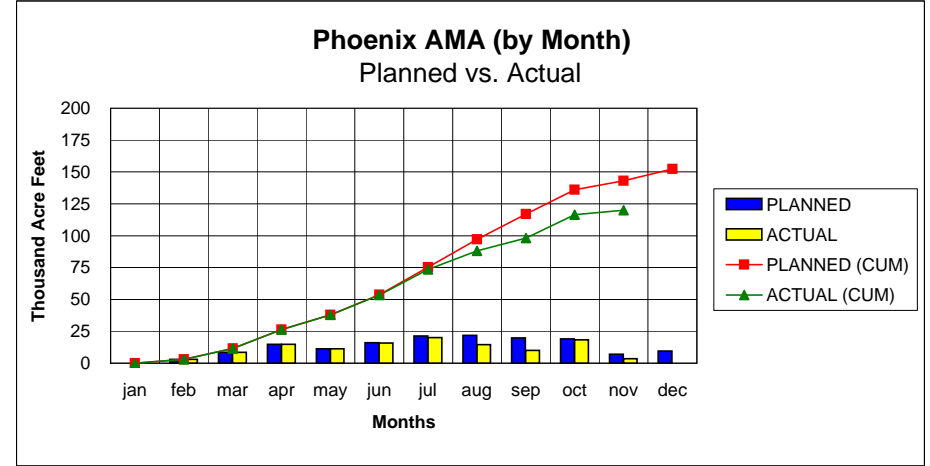
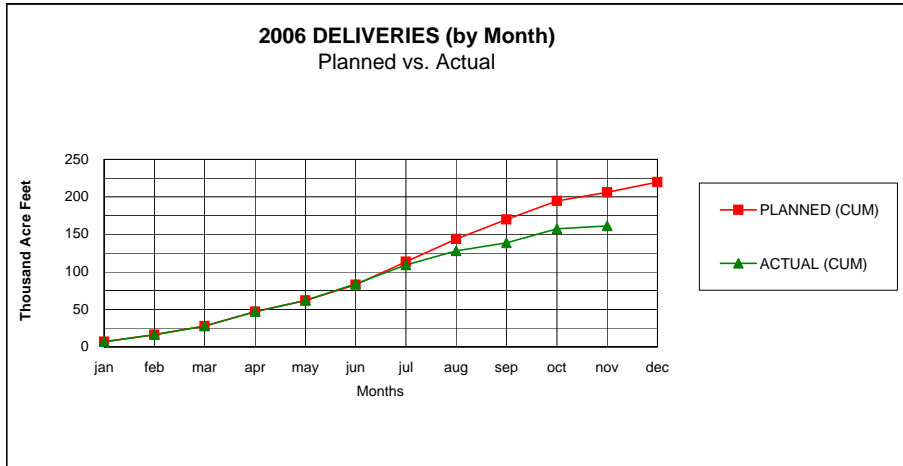


# 2006 Amended Plan of Operation

## INTRASTATE





Actual deliveries updated  
Amended Plan of Operation

13-Dec-06  
21-Jun-06

Phoenix AMA

Intrastate

	jan	feb	mar	apr	may	jun	jul	aug	sep	oct	nov	dec	total
GRUSP	0	0	0	0	0	0	0	0	0	0	0	0	0
	0	0	0	0	0	0	0	0	2,500	2,500	2,500	2,500	10,000
AGUA FRIA	0	0	0	0	0	0	0	1,040	2,231	2,354	2,084	0	7,709
	0	0	0	0	0	249	1,690	2,800	2,800	2,800	2,800	2,800	15,939
HIEROGLYPHIC MTNS	0	0	0	0	0	0	0	1,522	2,119	3,300	1,383	0	8,324
	0	0	0	0	0	0	0	0	2,115	2,300	1,000	2,300	7,715
TONOPAH DESERT	0	3,002	8,529	14,842	11,404	11,384	12,781	10,979	5,546	12,660	0	0	91,127
	0	3,002	8,529	14,842	11,404	10,000	10,000	10,000	6,850	6,500	0	0	81,127
CHCID	0	0	0	0	0	44	35	0	42	47	0	0	168
	0	0	0	0	0	100	100	75	75	83	75	25	533
NMIDD	0	0	0	0	0	0	0	0	0	0	0	0	0
	0	0	0	0	0	0	0	0	0	0	0	0	0
QCID	0	0	0	0	0	0	0	0	0	0	0	0	0
	0	0	0	0	0	0	0	0	0	0	700	1,000	1,700
SRP	0	0	0	0	0	0	0	0	0	0	0	0	0
	0	0	0	0	0	0	0	0	0	0	0	0	0
GRIIDD	0	0	0	0	0	4,323	7,245	957	0	0	0	0	12,525
	0	0	0	0	0	5,687	9,583	8,994	5,556	4,770	0	810	35,400
Subtotal	0	3,002	8,529	14,842	11,404	15,751	20,061	14,498	9,938	18,361	3,467	0	119,853
Total to date	0	3,002	11,531	26,373	37,777	53,528	73,589	88,087	98,025	116,386	119,853	119,853	119,853
Projected total to date	0	3,002	11,531	26,373	37,777	53,813	75,186	97,055	116,951	135,904	142,979	152,414	152,414

Interstate

GRUSP	0	0	0	0	0	0	0	0	0	0	0	0	0
	0	0	0	0	0	0	0	0	0	0	0	0	0
AGUA FRIA	0	0	0	0	0	0	0	0	0	0	0	0	0
	0	0	0	0	0	0	0	0	0	0	0	0	0
HIEROGLYPHIC MTNS	0	0	0	0	0	0	0	0	0	0	0	0	0
	0	0	0	0	0	0	0	0	0	0	0	0	0
TONOPAH DESERT	0	0	0	0	0	0	0	0	7,527	816	8,965	0	17,308
	0	0	0	0	0	0	0	0	0	3,500	10,000	10,000	23,500
CHCID	0	0	0	0	0	0	0	0	0	0	0	0	0
	0	0	0	0	0	0	0	0	0	0	0	0	0
NMIDD	0	0	0	0	0	0	0	0	0	0	0	0	0
	0	0	0	0	0	0	0	0	0	0	0	0	0
QCID	0	0	0	0	0	0	0	0	0	0	0	0	0
	0	0	0	0	0	0	0	0	0	0	0	0	0
SRP	0	0	0	0	0	0	0	0	0	0	0	0	0
	0	0	0	0	0	0	0	0	0	0	0	0	0
TID	0	0	0	0	0	0	0	0	0	0	0	0	0
	0	0	0	0	0	0	0	0	0	0	0	0	0
Subtotal	0	0	0	0	0	0	0	0	7,527	816	8,965	0	17,308
Total to date	0	0	0	0	0	0	0	0	7,527	8,343	17,308	17,308	17,308
Projected total to date	0	0	0	0	0	0	0	0	0	3,500	13,500	23,500	23,500

Combined

Subtotal	0	3,002	8,529	14,842	11,404	15,751	20,061	14,498	17,465	19,177	12,432	0	137,161
Total to date	0	3,002	11,531	26,373	37,777	53,528	73,589	88,087	105,552	124,729	137,161	137,161	137,161
Projected total to date	0	3,002	11,531	26,373	37,777	53,813	75,186	97,055	116,951	139,404	156,479	175,914	175,914

Actual deliveries updated		13-Dec-06												total
Amended Plan of Operation		21-Jun-06												
		jan	feb	mar	apr	may	jun	jul	aug	sep	oct	nov	dec	
<b>Pinal AMA</b>														
<b>Intrastate</b>	CAIDD	0	0	0	0	0	0	0	3,300	0	0	0	0	3,300
		0	0	0	0	0	0	1,650	1,650	0	0	0	0	3,300
	MSIDD	1,130	1,560	0	300	310	0	0	0	0	0	0	0	3,300
		1,130	1,560	0	300	310	0	0	0	0	0	0	0	3,300
	HIDD	820	1,897	583	0	0	0	0	0	0	0	0	0	3,300
	820	1,897	583	0	0	0	0	0	0	0	0	0	3,300	
GRIIDD		0	0	0	0	0	2,129	3,569	471	0	0	0	0	6,169
		0	0	0	0	0	2,828	4,765	4,472	2,763	2,372	0	400	17,600
Subtotal		1,950	3,457	583	300	310	2,129	3,569	3,771	0	0	0	0	27,500
Total to date		1,950	5,407	5,990	6,290	6,600	8,729	12,298	16,069	16,069	16,069	16,069	16,069	27,500
Projected total to date		1,950	5,407	5,990	6,290	6,600	6,600	8,250	9,900	9,900	9,900	9,900	9,900	27,500
<b>Interstate</b>	CAIDD	0	0	0	0	0	0	0	13,142	7,998	2,488	507	0	24,135
		0	0	0	0	0	7,725	8,075	8,075	4,225	2,725	2,725	3,150	36,700
	MSIDD	2,239	5,720	3,441	5,798	9,462	5,061	440	8,039	12,908	7,330	5,659	0	66,097
		2,239	5,720	3,441	5,798	9,462	3,840	5,080	10,940	7,500	5,240	3,690	3,609	66,559
	HIDD	50	0	3,631	3,319	0	0	2,323	9,000	5,447	3,513	2,680	0	29,963
	50	0	3,631	3,319	0	0	2,500	0	4,500	2,700	1,500	2,500	20,700	
Subtotal		2,289	5,720	7,072	9,117	9,462	5,061	2,763	30,181	26,353	13,331	8,846	0	120,195
Total to date		2,289	8,009	15,081	24,198	33,660	38,721	41,484	71,665	98,018	111,349	120,195	120,195	120,195
Projected total to date		2,289	8,009	15,081	24,198	33,660	45,225	60,880	79,895	96,120	106,785	114,700	123,959	123,959
<b>Combined</b>														
Subtotal		4,239	9,177	7,655	9,417	9,772	7,190	6,332	33,952	26,353	13,331	8,846	0	147,695
Total to date		4,239	13,416	21,071	30,488	40,260	47,450	53,782	87,734	114,087	127,418	136,264	136,264	147,695
Projected total to date		4,239	13,416	21,071	30,488	40,260	51,825	69,130	89,795	106,020	116,685	124,600	133,859	151,459
<b>Tucson AMA</b>														
<b>Intrastate</b>	AVRA VALLEY	0	318	370	610	400	698	656	619	584	337	421	0	5,013
		0	318	370	610	400	150	650	650	1,035	685	685	1,047	6,600
	CAVSARP	1,000	1,000	0	0	2,000	2,000	1,000	0	0	0	0	0	7,000
		1,000	1,000	0	0	2,000	2,000	2,000	2,000	2,000	3,000	3,000	2,000	20,000
	PIMA MINE	582	0	970	1,735	1,006	1,439	0	0	0	0	0	0	5,732
		582	0	970	1,735	1,006	0	0	0	0	0	719	720	5,732
	LOWER SANTA CRUZ	3,233	1,812	902	1,553	0	0	0	0	0	0	0	0	7,500
	3,233	1,812	902	1,553	0	0	0	0	0	0	0	0	7,500	
KAI-RED ROCK		0	0	0	0	0	0	0	0	0	0	0	0	0
		0	0	0	0	0	0	0	0	0	0	0	0	0
Subtotal		4,815	3,130	2,242	3,898	3,406	4,137	1,656	619	584	337	421	0	25,245
Total to date		4,815	7,945	10,187	14,085	17,491	21,628	23,284	23,903	24,487	24,824	25,245	25,245	25,245
Projected total to date		4,815	7,945	10,187	14,085	17,491	19,641	22,291	24,941	27,976	31,661	36,065	39,832	39,832
<b>Interstate</b>	AVRA VALLEY	0	0	0	0	0	0	0	0	0	0	0	0	0
		0	0	0	0	0	0	0	0	0	0	0	0	0
	CAVSARP	0	0	0	0	0	0	0	0	0	0	0	0	0
		0	0	0	0	0	0	0	0	0	0	2,000	3,000	5,000
	PIMA MINE	0	0	0	0	0	438	2,491	3,087	2,150	1,714	1,543	0	11,423
		0	0	0	0	2,200	2,014	500	2,200	2,014	1,000	2,200	2,200	14,328
	LOWER SANTA CRUZ	0	0	809	1,720	3,343	3,642	3,505	3,575	2,333	512	0	0	19,439
	0	0	809	1,720	3,343	2,500	3,800	3,800	4,700	2,925	4,700	4,700	32,997	
KAI-RED ROCK		0	0	0	0	0	0	0	0	0	0	0	0	0
		0	0	0	0	0	0	0	0	0	0	0	0	0
Subtotal		0	0	809	1,720	3,343	4,080	5,996	6,662	4,483	2,226	1,543	0	30,862
Total to date		0	0	809	2,529	5,872	9,952	15,948	22,610	27,093	29,319	30,862	1,543	30,862
Projected total to date		0	0	809	2,529	5,872	12,586	16,886	22,886	29,600	33,525	42,425	52,325	52,325
<b>Combined</b>														
Subtotal		4,815	3,130	3,051	5,618	6,749	8,217	7,652	7,281	5,067	2,563	1,964	0	56,107
Total to date		4,815	7,945	10,996	16,614	23,363	31,580	39,232	46,513	51,580	54,143	56,107	26,788	56,107
Projected total to date		4,815	7,945	10,996	16,614	25,563	32,227	39,177	47,827	57,576	65,186	78,490	92,157	92,157
<b>TOTAL</b>														
		9,054	15,309	19,235	29,877	27,925	31,158	34,045	55,731	48,885	35,071	23,242	0	329,532
Total to date		9,054	24,363	43,598	73,475	101,400	132,558	166,603	222,334	271,219	306,290	329,532	329,532	340,963
Projected total to date		9,054	24,363	43,598	73,475	103,600	137,865	183,493	234,677	280,547	321,275	359,569	401,930	419,530