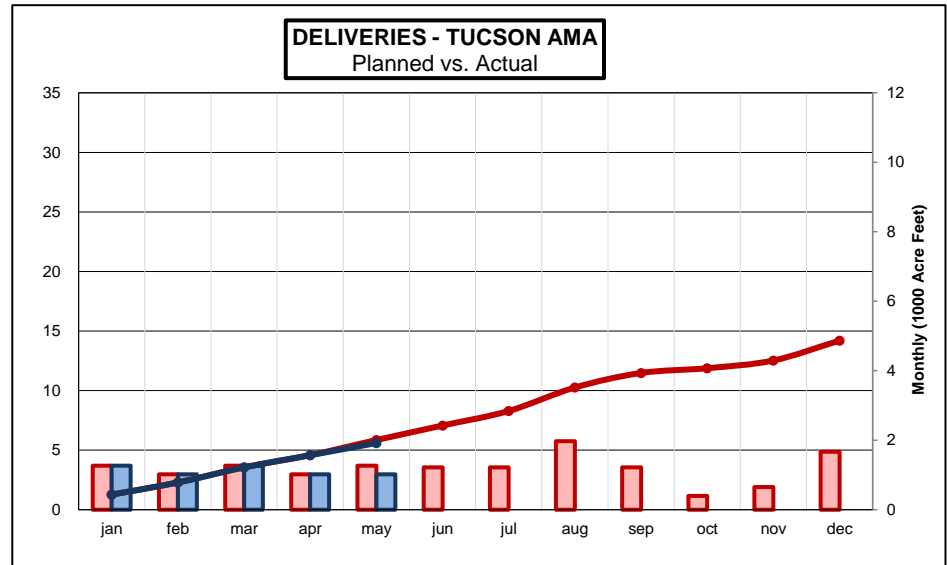
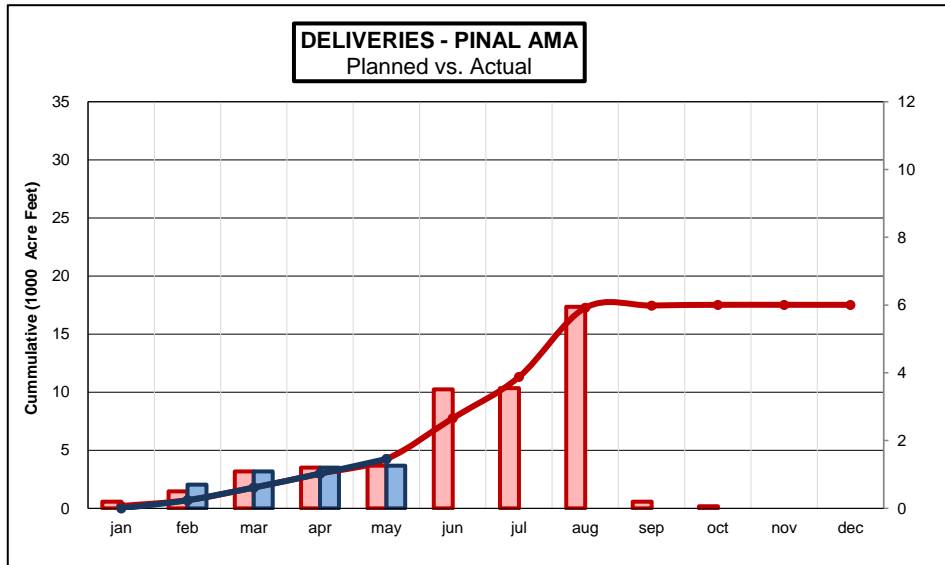
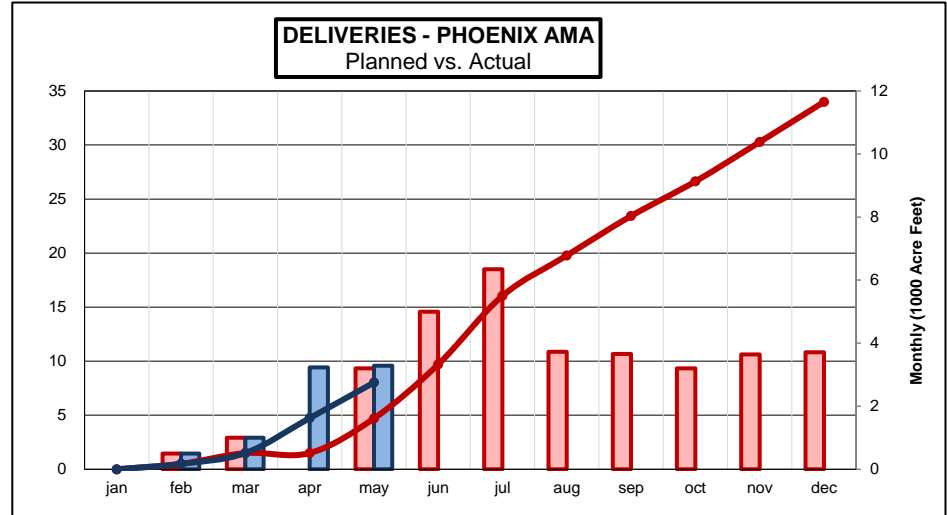
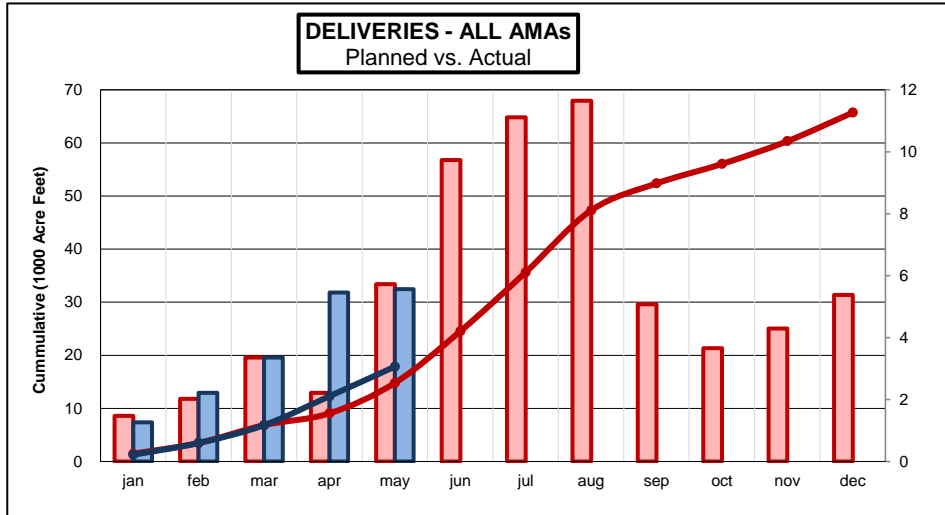


# 2016 Plan of Operation - INTRASTATE



■ PLANNED (MONTHLY)  
 ■ ACTUAL (MONTHLY)  
 —●— PLANNED (CUM)  
 —●— ACTUAL (CUM)

Actual Deliveries 2016  
Plan of Operation

30-Jun-16

Phoenix AMA

	jan	feb	mar	apr	may	jun	jul	aug	sep	oct	nov	dec	total
HIEROGLYPHIC MTNS	0	0	1,000	0									1,000
	0	0	1,000	0	700	1,000	500	0	1,500	800	3,000	2,236	10,736
AGUA FRIA	0	0	0	318	1,056								1,374
	0	0	0	0	0	1,500	2,000	0	157	1,400	145	975	6,177
GRUSP	0	500	0	0									500
	0	500	0	0	0	0	0	0	0	0	0	0	500
TONOPAH DESERT	0	0	0	0									0
	0	0	0	0	0	0	0	0	0	0	0	0	0
SUPERSTITION MTNS	0	0	0	2,915	2,230								5,145
	0	0	0	0	0	0	1,345	0	0	0	0	0	1,345
QCID	0	0	0	0									0
	0	0	0	0	0	0	0	1,230	2,000	1,000	500	500	5,230
Subtotal	0	500	1,000	3,233	3,286	0	0	0	0	0	0	0	8,019
Total to date	0	500	1,500	4,733	8,019	8,019	8,019	8,019	8,019	8,019	8,019	8,019	8,019
Projected total to date	0	500	1,000	0	700	2,500	3,845	1,230	3,657	3,200	3,645	3,711	23,988

Pinal AMA

CAIDD	0	0	0	0									0
	0	0	0	0	0	0	1,040	4,800	0	0	0	0	5,840
HIDD	0	0	0	0									0
	0	0	0	0	0	3,000	2,000	840	0	0	0	0	5,840
MSIDD	0	700	1,090	1,200	1,260								4,250
	200	500	1,090	1,200	1,260	510	510	310	200	60	0	0	5,840
	0												0
	0	0	0	0	0	0	0	0	0	0	0	0	0
Subtotal	0	700	1,090	1,200	1,260	0	0	0	0	0	0	0	4,250
Total to date	0	700	1,790	2,990	4,250	4,250	4,250	4,250	4,250	4,250	4,250	4,250	4,250
Projected total to date	200	500	1,090	1,200	1,260	3,510	3,550	5,950	200	60	0	0	17,520

Tucson AMA

AVRA VALLEY	0	0	0										0
	0	0	0	0	0	0	0	0	0	200	650	650	1,500
LOWER SANTA CRUZ	0	0	0										0
	0	0	0	0	0	0	0	0	0	0	0	0	0
PIMA MINE ROAD	0	0	0										0
	0	0	0	0	0	0	0	0	0	0	0	0	0
CAVSARP	0	0	0										0
	0	0	0	0	0	0	0	0	0	0	0	0	0
SAVSARP	1,020	1,020	1,020	1,020	1,020								5,100
	1,020	1,020	1,020	1,020	1,020	1,020	1,020	1,020	1,020	0	0	1,020	10,200
CMID	246	0	250										496
	250	0	250	0	250	0	0	750	0	0	0	0	1,500
KAI FARMS - Red Rock	0	0	0										0
	0	0	0	0	0	0	0	0	0	0	0	0	0
BKW FARMS	0	0	0										0
	0	0	0	0	0	200	200	200	200	200	0	0	1,000
Subtotal	1,266	1,020	1,270	1,020	1,020	0	0	0	0	0	0	0	5,596
Total to date	1,266	2,286	3,556	4,576	5,596	5,596	5,596	5,596	5,596	5,596	5,596	5,596	5,596
Projected total to date	1,270	1,020	1,270	1,020	1,270	1,220	1,220	1,970	1,220	400	650	1,670	14,200

TOTAL	1,266	2,220	3,360	5,453	5,566	0	0	0	0	0	0	0	17,865
Total to date	1,266	3,486	6,846	12,299	17,865	17,865	17,865	17,865	17,865	17,865	17,865	17,865	17,865
Projected total to date	1,470	2,020	3,360	2,220	3,230	7,230	8,615	9,150	5,077	3,660	4,295	5,381	55,708