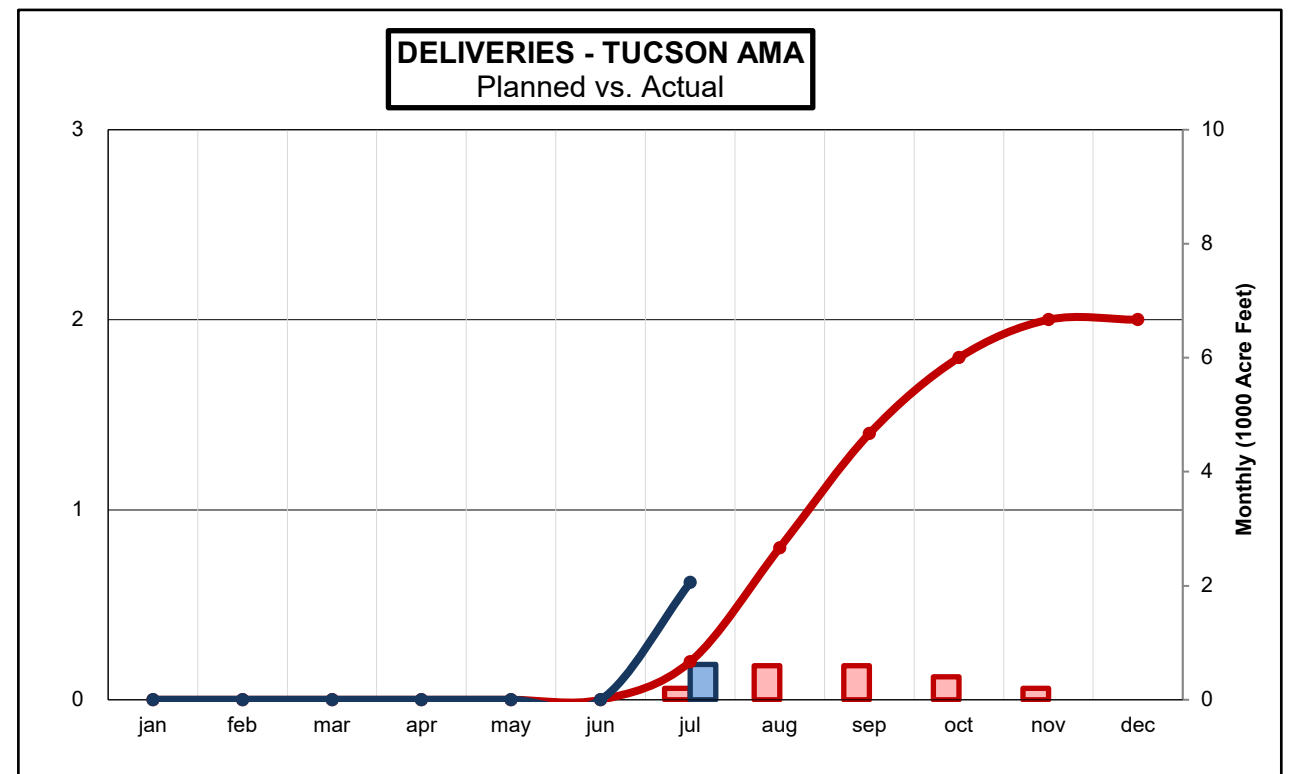
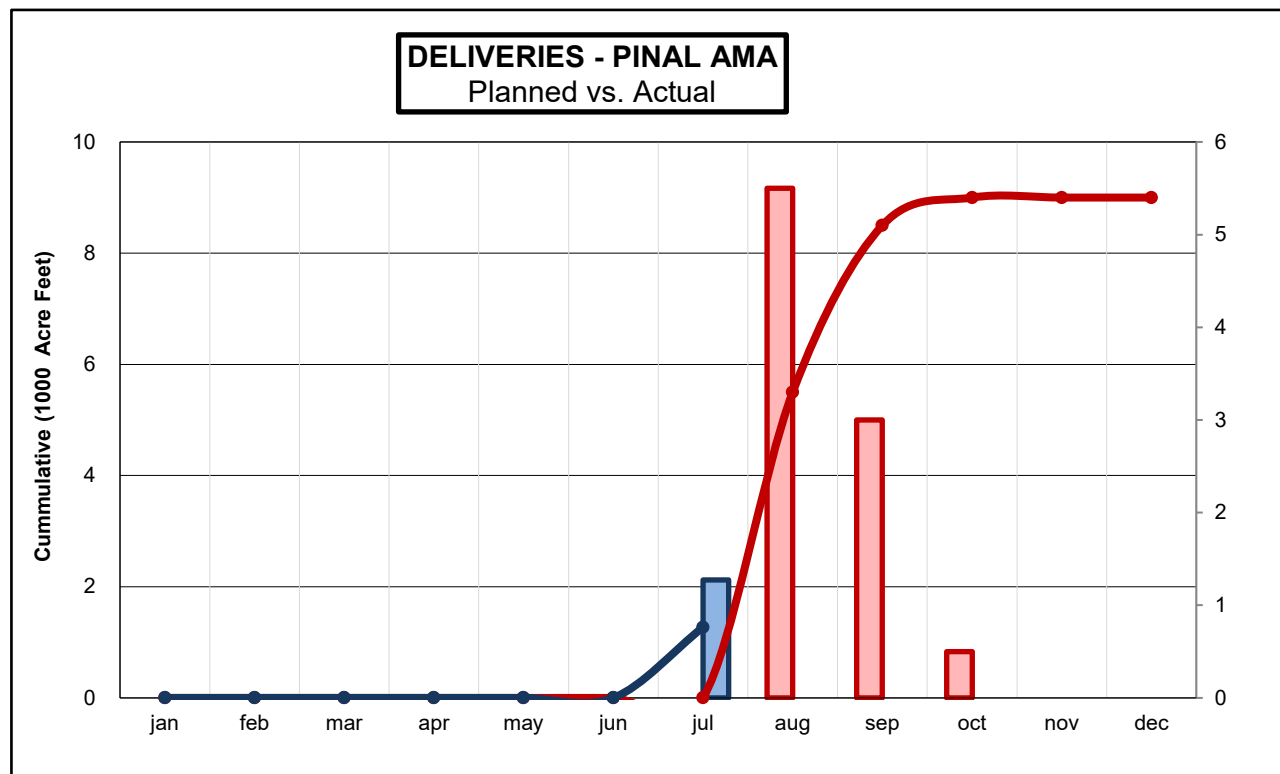
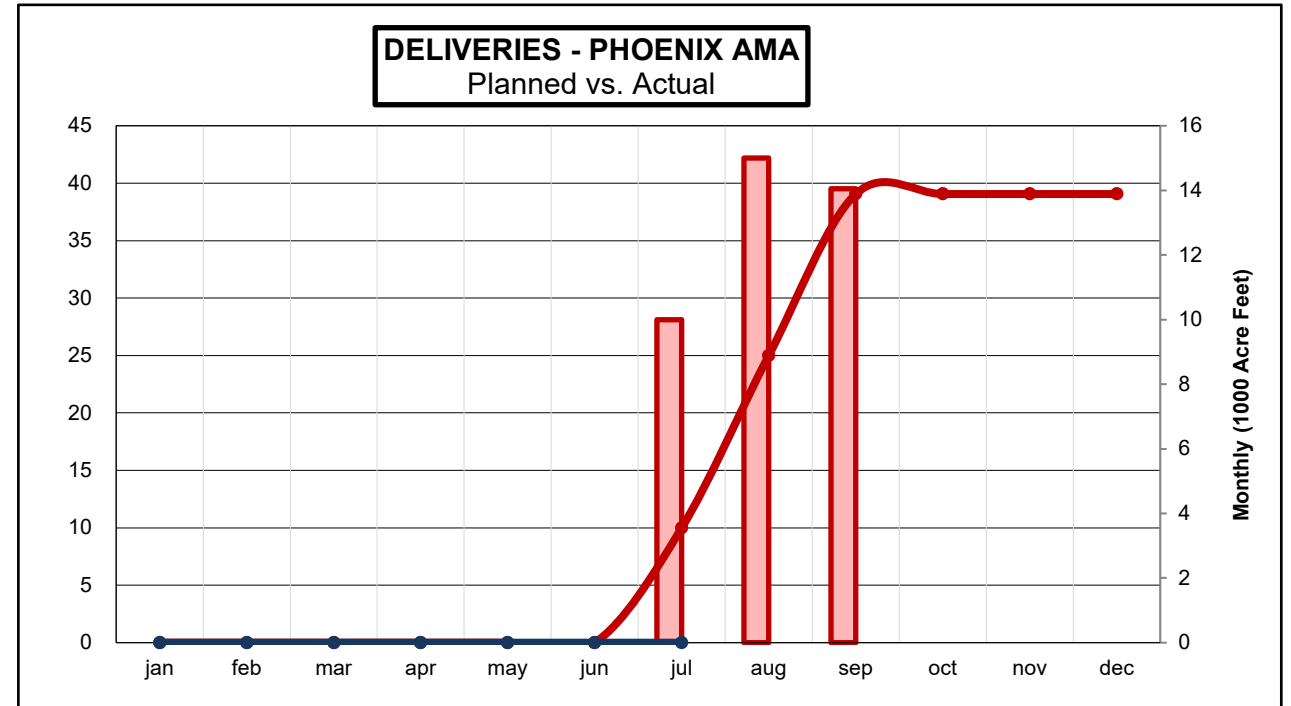
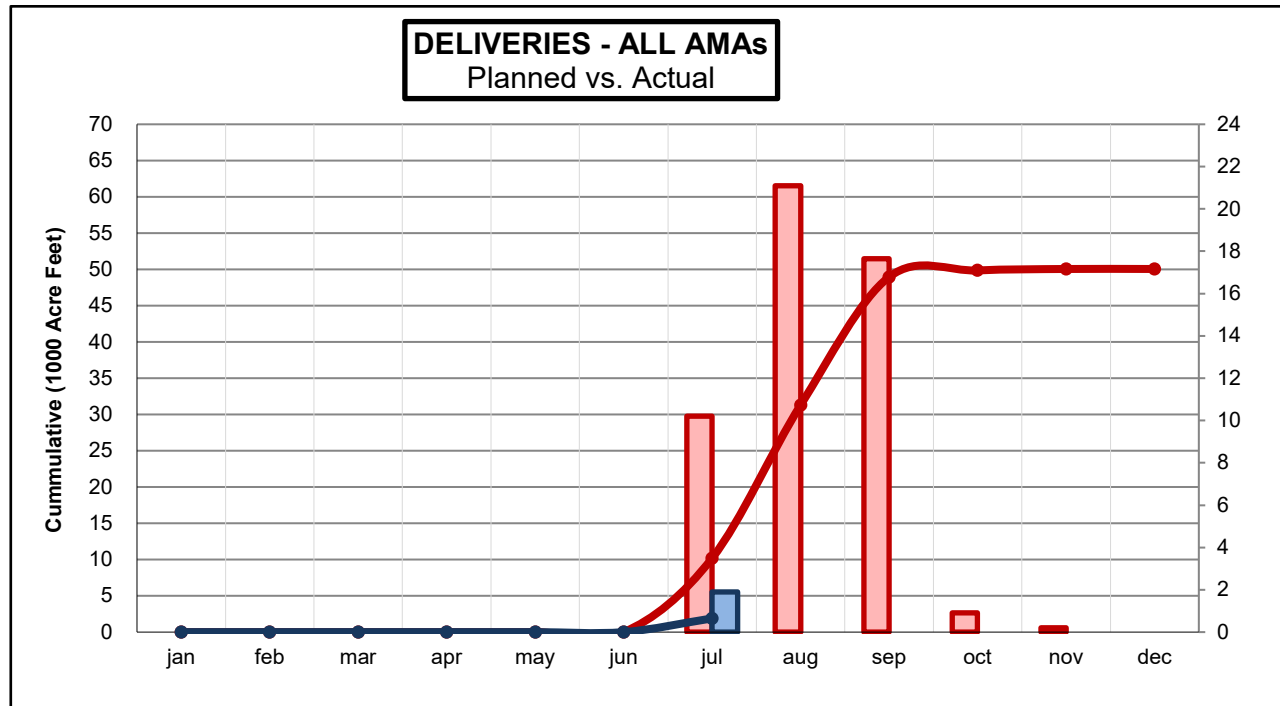


2020 Plan of Operation - INTRASTATE



Actual Deliveries 2020

09-Sep-20

Plan of Operation

jan feb mar apr may jun jul aug sep oct nov dec total

Phoenix AMA

2020 Plan of Operation - INTRASTATE

HIEROGLYPHIC MTNS	0	0	0	0	0	0	0	0	0	0	0	0	0	0	0
	0	0	0	0	0	0	0	0	0	0	0	0	0	0	0
AGUA FRIA	0	0	0	0	0	0	0	0	0	0	0	0	0	0	0
	0	0	0	0	0	0	0	0	0	0	0	0	0	0	0
GRUSP	0	0	0	0	0	0	0	0	0	0	0	0	0	0	0
	0	0	0	0	0	0	0	0	0	0	0	0	0	0	0
TONOPAH DESERT	0	0	0	0	0	0	0	0	0	0	0	0	0	0	0
	0	0	0	0	0	0	0	10,000	15,000	14,056	0	0	0	0	39,056
SUPERSTITION MTNS	0	0	0	0	0	0	0	0	0	0	0	0	0	0	0
	0	0	0	0	0	0	0	0	0	0	0	0	0	0	0
TONPAH IRRIGATION DISTRICT	0	0	0	0	0	0	0	0	0	0	0	0	0	0	0
	0	0	0	0	0	0	0	0	0	0	0	0	0	0	0
Subtotal	0	0	0	0	0	0	0	0	0	0	0	0	0	0	0
Total to date	0	0	0	0	0	0	0	0	0	0	0	0	0	0	0
Projected total to date	0	0	0	0	0	0	0	10,000	25,000	39,056	39,056	39,056	39,056	39,056	39,056

Pinal AMA

CAIDD	0	0	0	0	0	0	0	0	0	0	0	0	0	0	0
	0	0	0	0	0	0	0	0	1,500	1,500	0	0	0	0	3,000
HIDD	0	0	0	0	0	0	0	1,272	0	0	0	0	0	0	1,272
	0	0	0	0	0	0	0	0	1,000	1,500	500	0	0	0	3,000
MSIDD	0	0	0	0	0	0	0	0	0	0	0	0	0	0	0
	0	0	0	0	0	0	0	0	3,000	0	0	0	0	0	3,000
	0	0	0	0	0	0	0	0	0	0	0	0	0	0	0
	0	0	0	0	0	0	0	0	0	0	0	0	0	0	0
Subtotal	0	0	0	0	0	0	0	1,272	0	0	0	0	0	0	1,272
Total to date	0	0	0	0	0	0	0	1,272	1,272	1,272	1,272	1,272	1,272	1,272	1,272
Projected total to date	0	0	0	0	0	0	0	0	5,500	8,500	9,000	9,000	9,000	9,000	9,000

Tucson AMA

AVRA VALLEY	0	0	0	0	0	0	0	617	0	0	0	0	0	0	617
	0	0	0	0	0	0	0	200	600	600	400	200	0	0	2,000
LOWER SANTA CRUZ	0	0	0	0	0	0	0	0	0	0	0	0	0	0	0
	0	0	0	0	0	0	0	0	0	0	0	0	0	0	0
PIMA MINE ROAD	0	0	0	0	0	0	0	0	0	0	0	0	0	0	0
	0	0	0	0	0	0	0	0	0	0	0	0	0	0	0
CAVSARP	0	0	0	0	0	0	0	0	0	0	0	0	0	0	0
	0	0	0	0	0	0	0	0	0	0	0	0	0	0	0
SAVSARP	0	0	0	0	0	0	0	0	0	0	0	0	0	0	0
	0	0	0	0	0	0	0	0	0	0	0	0	0	0	0
CMID	0	0	0	0	0	0	0	0	0	0	0	0	0	0	0
	0	0	0	0	0	0	0	0	0	0	0	0	0	0	0
KAI FARMS - Red Rock	0	0	0	0	0	0	0	0	0	0	0	0	0	0	0
	0	0	0	0	0	0	0	0	0	0	0	0	0	0	0
BKW FARMS	0	0	0	0	0	0	0	0	0	0	0	0	0	0	0
	0	0	0	0	0	0	0	0	0	0	0	0	0	0	0
Subtotal	0	0	0	0	0	0	0	617	0	0	0	0	0	0	617
Total to date	0	0	0	0	0	0	0	617	617	617	617	617	617	617	617
Projected total to date	0	0	0	0	0	0	0	200	800	1,400	1,800	2,000	2,000	2,000	2,000

TOTAL	0	0	0	0	0	0	0	1,889	0	0	0	0	0	0	1,889
Total to date	0	0	0	0	0	0	0	1,889	1,889	1,889	1,889	1,889	1,889	1,889	1,889
Projected total to date	0	0	0	0	0	0	0	10,200	31,300	48,956	49,856	50,056	50,056	50,056	50,056