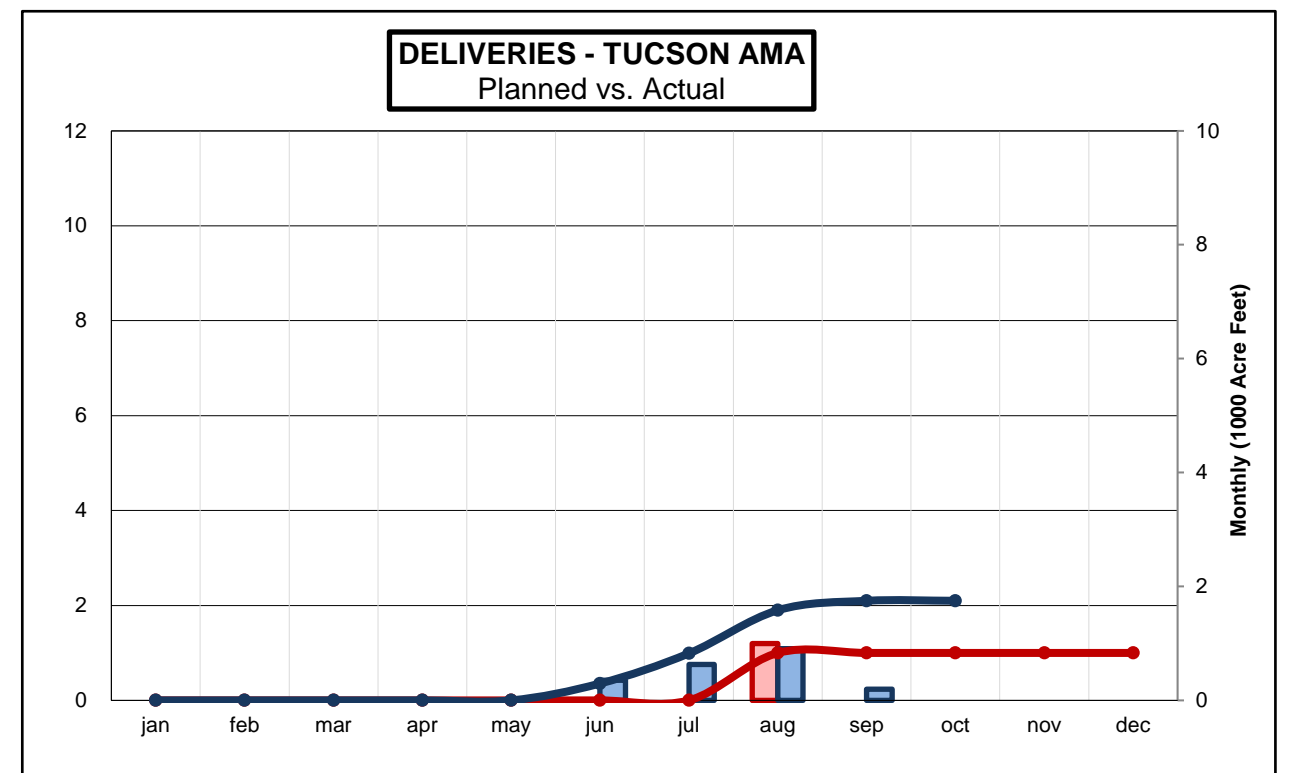
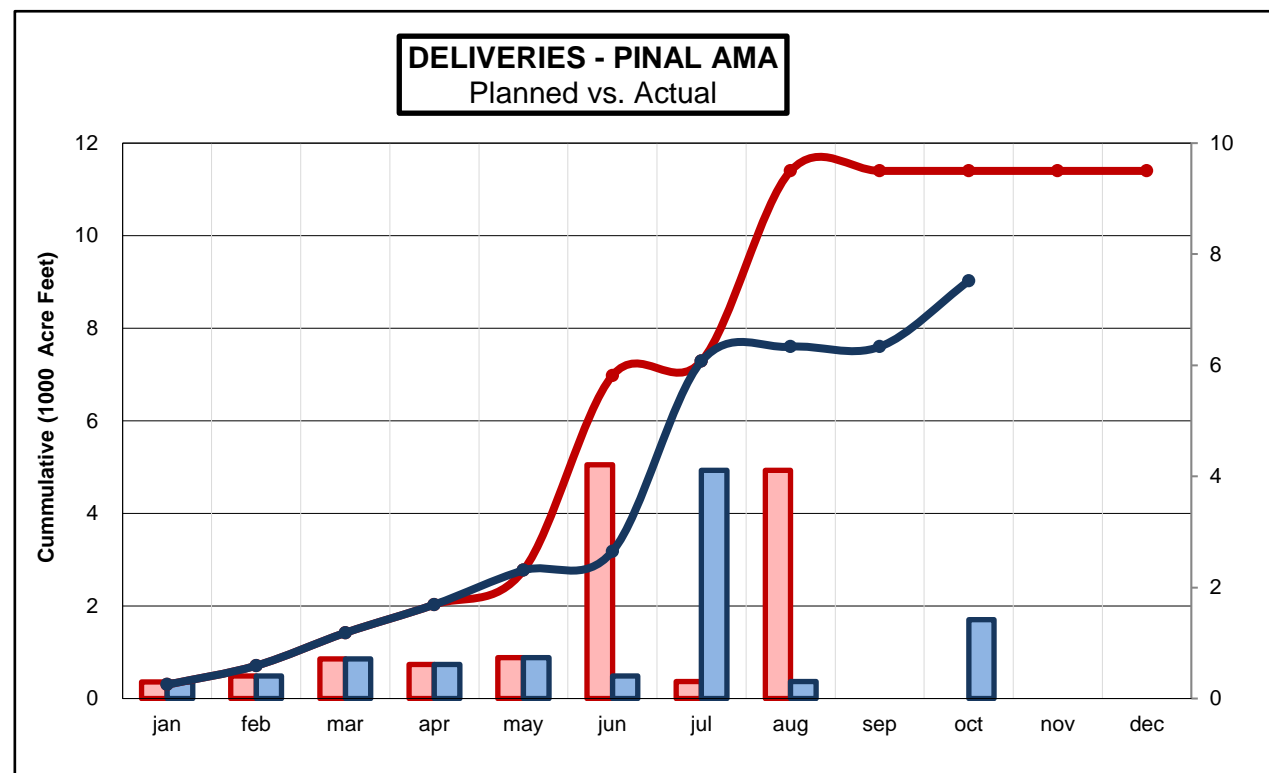
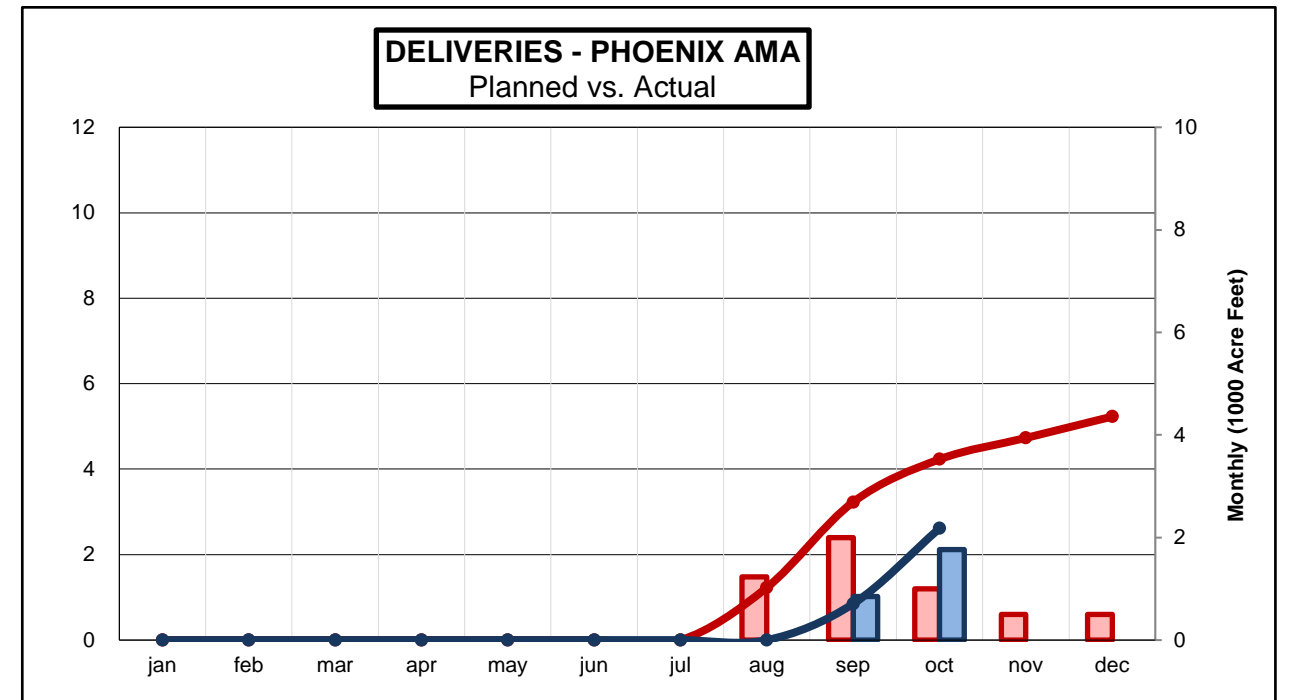
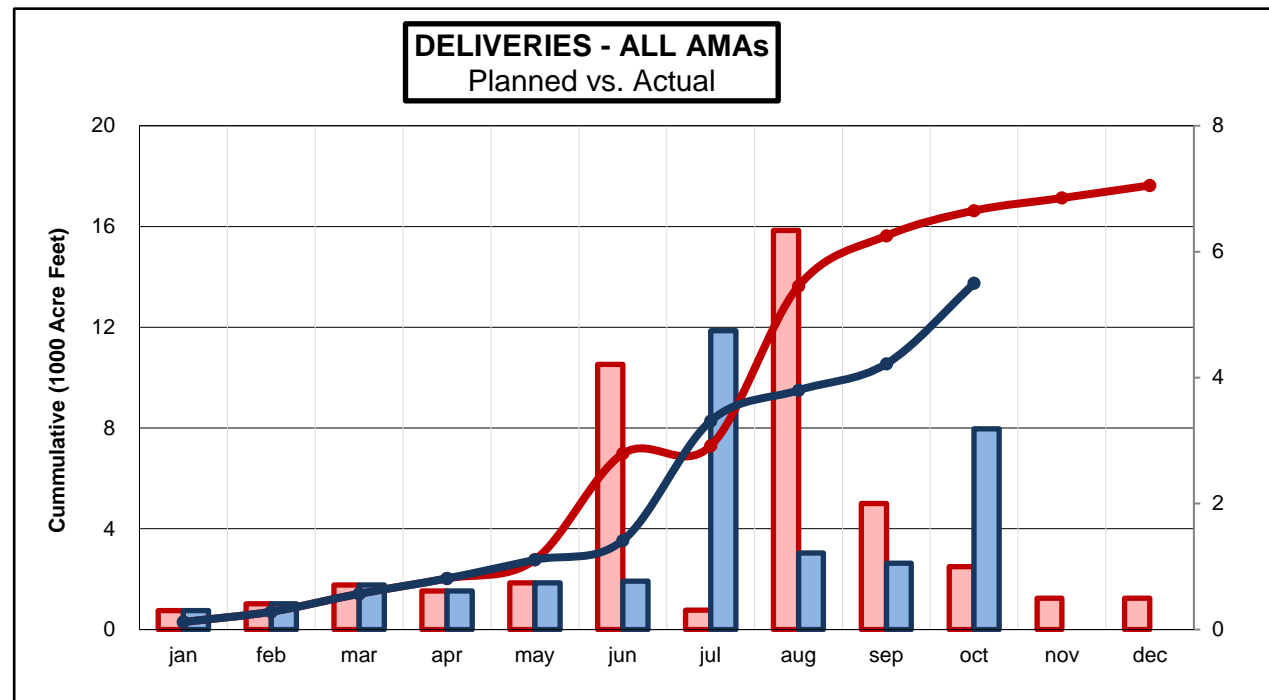


2017 Plan of Operation - INTRASTATE



█ PLANNED (MONTHLY)
 █ ACTUAL (MONTHLY)
 —●— PLANNED (CUM)
 —●— ACTUAL (CUM)

jan feb mar apr may jun jul aug sep oct nov dec total

Phoenix AMA

HIEROGLYPHIC MTNS	0	0	0	0	0	0	0	0	850	1,050					1,900
	0	0	0	0	0	0	0	0	0	0	0	0	0	0	0
AGUA FRIA	0	0	0	0	0	0	0	0	0	0	0	0	0	0	0
	0	0	0	0	0	0	0	0	0	0	0	0	0	0	0
GRUSP	0	0	0	0	0	0	0	0	0	0	0	0	0	0	0
	0	0	0	0	0	0	0	0	0	0	0	0	0	0	0
TONOPAH DESERT	0	0	0	0	0	0	0	0	0	0	0	0	0	0	0
	0	0	0	0	0	0	0	0	0	0	0	0	0	0	0
SUPERSTITION MTNS	0	0	0	0	0	0	0	0	0	0	0	0	0	0	0
	0	0	0	0	0	0	0	0	0	0	0	0	0	0	0
QCID	0	0	0	0	0	0	0	0	0	715					715
	0	0	0	0	0	0	0	1,230	2,000	1,000	500	500			5,230
Subtotal	0	0	0	0	0	0	0	0	850	1,765	0	0			2,615
Total to date	0	0	0	0	0	0	0	0	850	2,615	2,615	2,615			2,615
Projected total to date	0	0	0	0	0	0	0	1,230	2,000	1,000	500	500			5,230

Pinal AMA

CAIDD	0	0	0	0	0	0	0	0	0	1,422					1,422
	0	0	0	0	0	0	0	3,800	0	0	0	0	0	0	3,800
HIDD	0	0	0	0	0	0	3,800	0	0	0	0	0	0	0	3,800
	0	0	0	0	0	3,800	0	0	0	0	0	0	0	0	3,800
MSIDD	300	410	710	610	740	410	310	310	0	0					3,800
	300	410	710	610	740	410	310	310	0	0	0	0	0	0	3,800
	0	0	0	0	0	0	0	0	0	0	0	0	0	0	0
	0	0	0	0	0	0	0	0	0	0	0	0	0	0	0
Subtotal	300	410	710	610	740	410	4,110	310	0	1,422	0	0			9,022
Total to date	300	710	1,420	2,030	2,770	3,180	7,290	7,600	7,600	9,022	9,022	9,022			9,022
Projected total to date	300	410	710	610	740	4,210	310	4,110	0	0	0	0	0	0	11,400

Tucson AMA

AVRA VALLEY	0	0	0	0	0	0	0	0	0	0	0	0	0	0	0
	0	0	0	0	0	0	0	0	0	0	0	0	0	0	0
LOWER SANTA CRUZ	0	0	0	0	0	0	0	0	0	0	0	0	0	0	0
	0	0	0	0	0	0	0	0	0	0	0	0	0	0	0
PIMA MINE ROAD	0	0	0	0	0	0	0	0	0	0	0	0	0	0	0
	0	0	0	0	0	0	0	0	0	0	0	0	0	0	0
CAVSARP	0	0	0	0	0	0	0	0	0	0	0	0	0	0	0
	0	0	0	0	0	0	0	0	0	0	0	0	0	0	0
SAVSARP	0	0	0	0	0	0	0	0	0	0	0	0	0	0	0
	0	0	0	0	0	0	0	0	0	0	0	0	0	0	0
CMID	0	0	0	0	0	356	634	909	200	0					2,099
	0	0	0	0	0	0	0	1,000	0	0	0	0	0	0	1,000
KAI FARMS - Red Rock	0	0	0	0	0	0	0	0	0	0	0	0	0	0	0
	0	0	0	0	0	0	0	0	0	0	0	0	0	0	0
BKW FARMS	0	0	0	0	0	0	0	0	0	0	0	0	0	0	0
	0	0	0	0	0	0	0	0	0	0	0	0	0	0	0
Subtotal	0	0	0	0	0	356	634	909	200	0	0	0			2,099
Total to date	0	0	0	0	0	356	990	1,899	2,099	2,099	2,099	2,099			2,099
Projected total to date	0	0	0	0	0	0	0	1,000	0	0	0	0	0	0	1,000

TOTAL	300	410	710	610	740	766	4,744	1,219	1,050	3,187	0	0			13,736
Total to date	300	710	1,420	2,030	2,770	3,536	8,280	9,499	10,549	13,736	13,736	13,736			13,736
Projected total to date	300	410	710	610	740	4,210	310	6,340	2,000	1,000	500	500			17,630