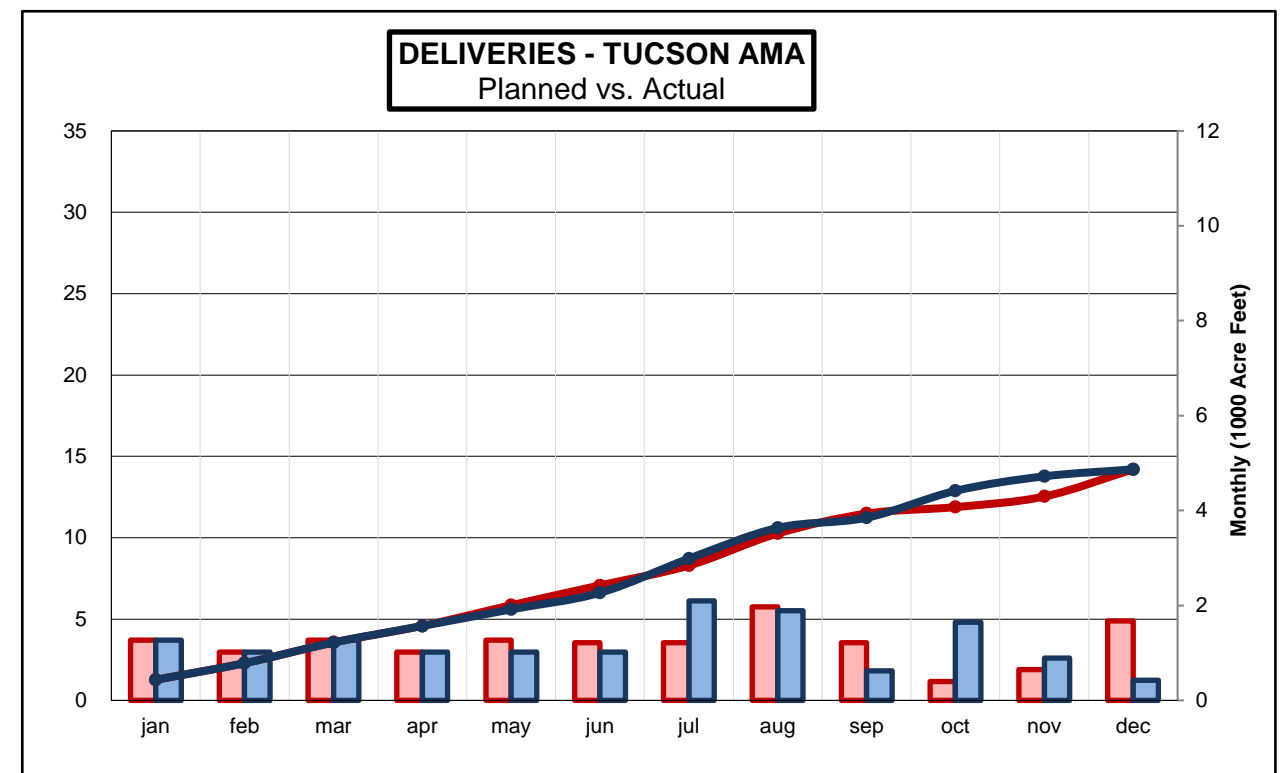
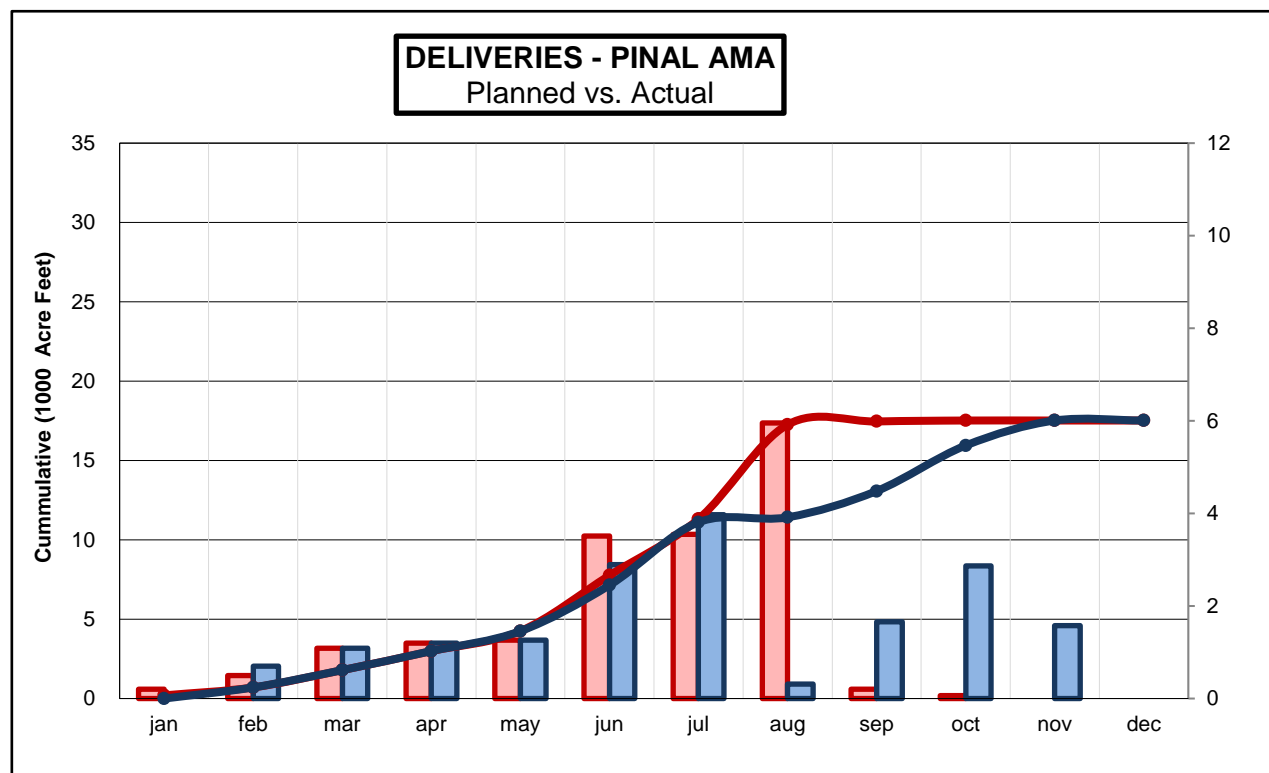
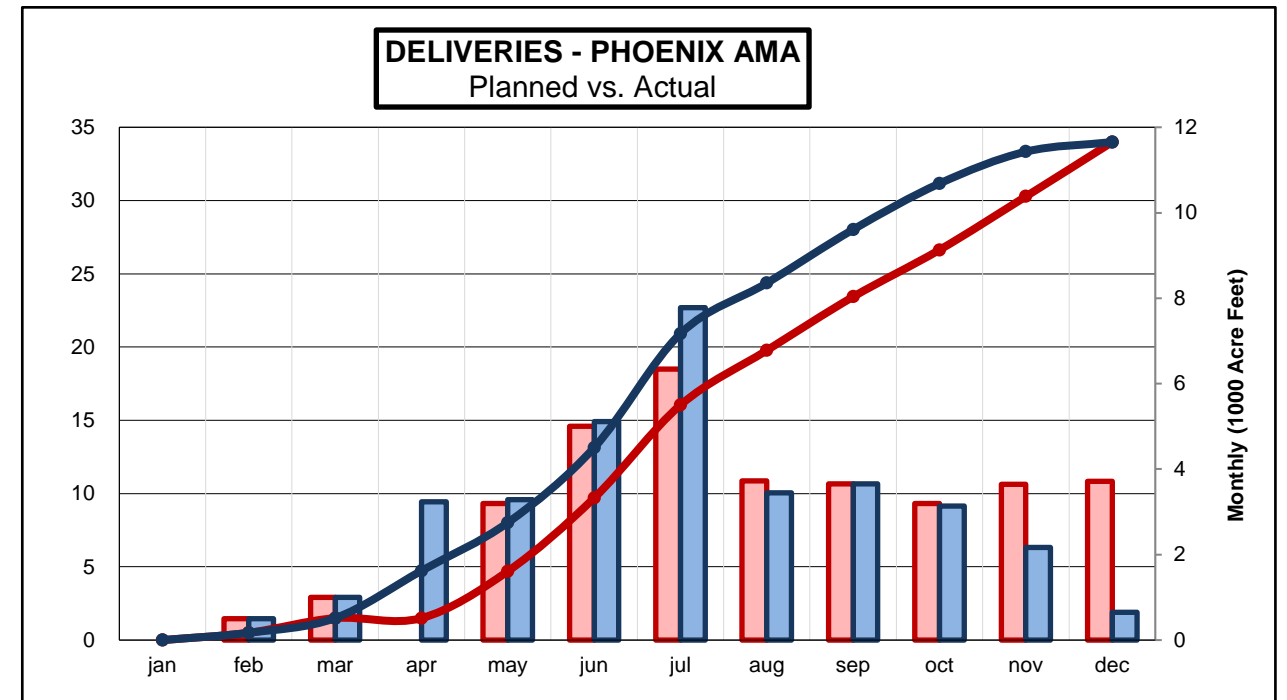
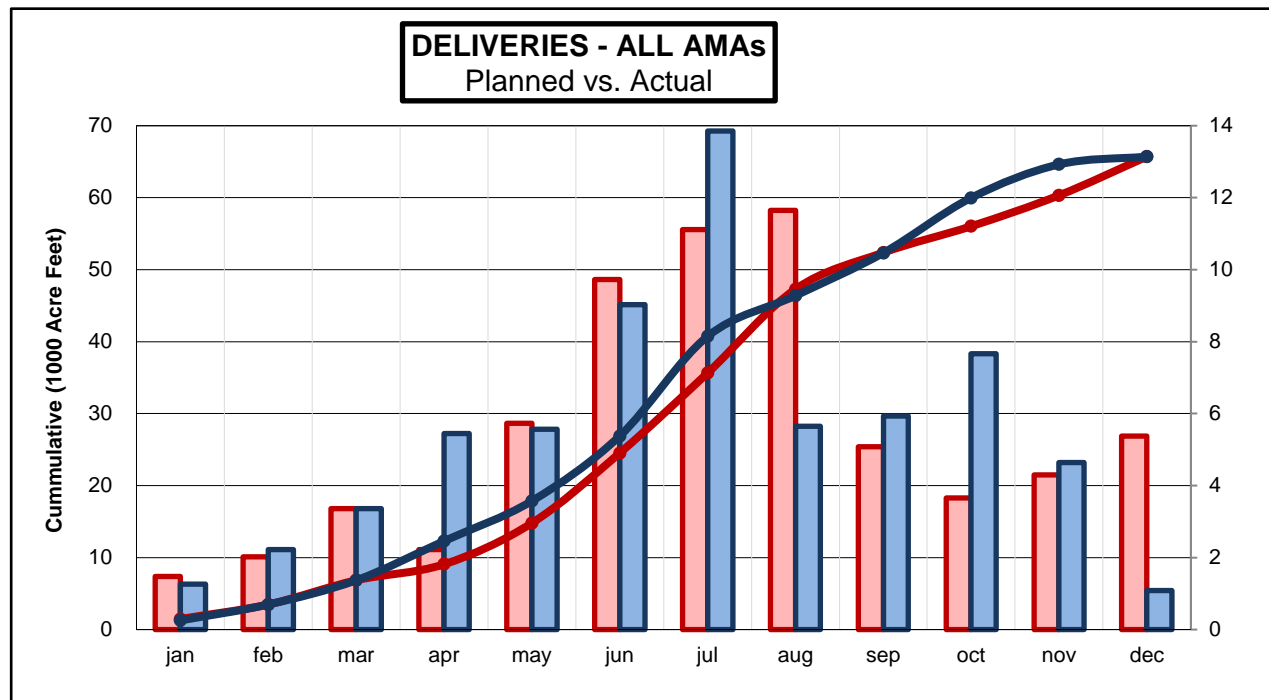


2016 Plan of Operation - INTRASTATE



█ PLANNED (MONTHLY)
 █ ACTUAL (MONTHLY)
 —●— PLANNED (CUM)
 —●— ACTUAL (CUM)

Actual Deliveries 2016
Plan of Operation

07-Mar-17

jan feb mar apr may jun jul aug sep oct nov dec total

Phoenix AMA

HIEROGLYPHIC MTNS	0	0	1,000	0	0	1,870	1,977	0	60	0	0	0	4,907
	0	0	1,000	0	700	1,000	500	0	1,500	800	3,000	2,236	10,736
AGUA FRIA	0	0	0	318	1,056	1,247	2,176	731	226	0	0	0	5,754
	0	0	0	0	0	1,500	2,000	0	157	1,400	145	975	6,177
GRUSP	0	500	0	0	0	2,000	1,600	1,600	1,600	1,600	1,220	0	10,120
	0	500	0	0	0	2,000	1,600	1,600	1,600	1,600	1,600	0	10,500
TONOPAH DESERT	0	0	0	0	0	0	0	0	0	0	0	0	0
	0	0	0	0	0	0	0	0	0	0	0	0	0
SUPERSTITION MTNS	0	0	0	2,915	2,230	0	2,029	0	0	0	0	0	7,174
	0	0	0	0	0	0	1,345	0	0	0	0	0	1,345
QCID	0	0	0	0	0	0	0	1,118	1,769	1,540	952	654	6,033
	0	0	0	0	0	0	0	1,230	2,000	1,000	500	500	5,230
Subtotal	0	500	1,000	3,233	3,286	5,117	7,782	3,449	3,655	3,140	2,172	654	33,988
Total to date	0	500	1,500	4,733	8,019	13,136	20,918	24,367	28,022	31,162	33,334	33,988	33,988
Projected total to date	0	500	1,000	0	700	4,500	5,445	2,830	5,257	4,800	5,245	3,711	33,988

Pinal AMA

CAIDD	0	0	0	0	0	0	0	0	1,457	2,810	1,573	0	5,840
	0	0	0	0	0	0	1,040	4,800	0	0	0	0	5,840
HIDD	0	0	0	0	0	2,381	3,459	0	0	0	0	0	5,840
	0	0	0	0	0	3,000	2,000	840	0	0	0	0	5,840
MSIDD	0	700	1,090	1,200	1,260	510	510	310	200	60	0	0	5,840
	200	500	1,090	1,200	1,260	510	510	310	200	60	0	0	5,840
	0	0	0	0	0	0	0	0	0	0	0	0	0
	0	0	0	0	0	0	0	0	0	0	0	0	0
Subtotal	0	700	1,090	1,200	1,260	2,891	3,969	310	1,657	2,870	1,573	0	17,520
Total to date	0	700	1,790	2,990	4,250	7,141	11,110	11,420	13,077	15,947	17,520	17,520	17,520
Projected total to date	200	500	1,090	1,200	1,260	3,510	3,550	5,950	200	60	0	0	17,520

Tucson AMA

AVRA VALLEY	0	0	0	0	0	0	0	0	0	179	542	429	1,150
	0	0	0	0	0	0	0	0	0	200	650	650	1,500
LOWER SANTA CRUZ	0	0	0	0	0	0	0	0	272	1,228	350	0	1,850
	0	0	0	0	0	0	0	0	0	0	0	0	0
PIMA MINE ROAD	0	0	0	0	0	0	0	0	0	0	0	0	0
	0	0	0	0	0	0	0	0	0	0	0	0	0
CAVSARP	0	0	0	0	0	0	0	0	0	0	0	0	0
	0	0	0	0	0	0	0	0	0	0	0	0	0
SAVSARP	1,020	1,020	1,020	1,020	1,020	1,020	1,020	1,020	0	0	0	0	8,160
	1,020	1,020	1,020	1,020	1,020	1,020	1,020	1,020	1,020	0	0	1,020	10,200
CMID	246	0	250	0	0	0	77	871	54	0	2	0	1,500
	250	0	250	0	250	0	0	750	0	0	0	0	1,500
KAI FARMS - Red Rock	0	0	0	0	0	0	0	0	298	242	0	0	540
	0	0	0	0	0	0	0	0	0	0	0	0	0
BKW FARMS	0	0	0	0	0	0	1,000	0	0	0	0	0	1,000
	0	0	0	0	0	200	200	200	200	200	0	0	1,000
Subtotal	1,266	1,020	1,270	1,020	1,020	1,020	2,097	1,891	624	1,649	894	429	14,200
Total to date	1,266	2,286	3,556	4,576	5,596	6,616	8,713	10,604	11,228	12,877	13,771	14,200	14,200
Projected total to date	1,270	1,020	1,270	1,020	1,270	1,220	1,220	1,970	1,220	400	650	1,670	14,200

TOTAL	1,266	2,220	3,360	5,453	5,566	9,028	13,848	5,650	5,936	7,659	4,639	1,083	65,708
Total to date	1,266	3,486	6,846	12,299	17,865	26,893	40,741	46,391	52,327	59,986	64,625	65,708	65,708
Projected total to date	1,470	2,020	3,360	2,220	3,230	9,230	10,215	10,750	6,677	5,260	5,895	5,381	65,708