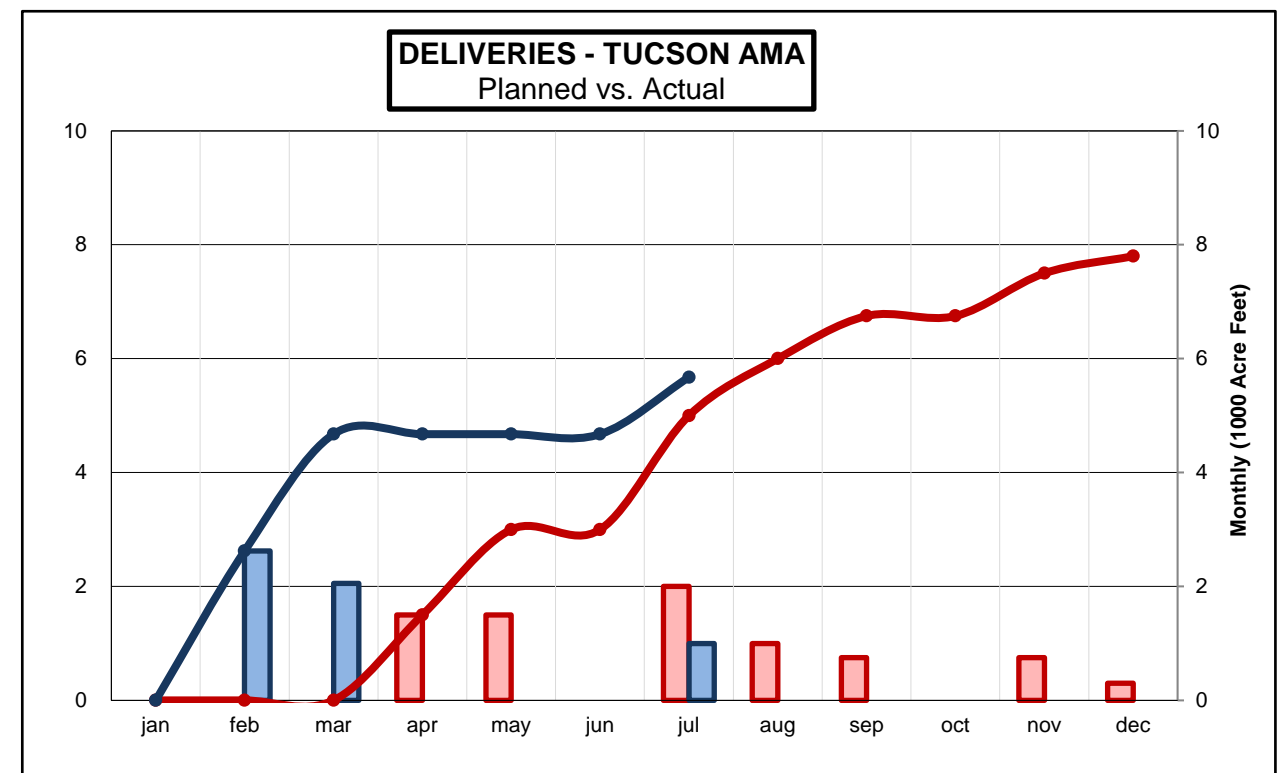
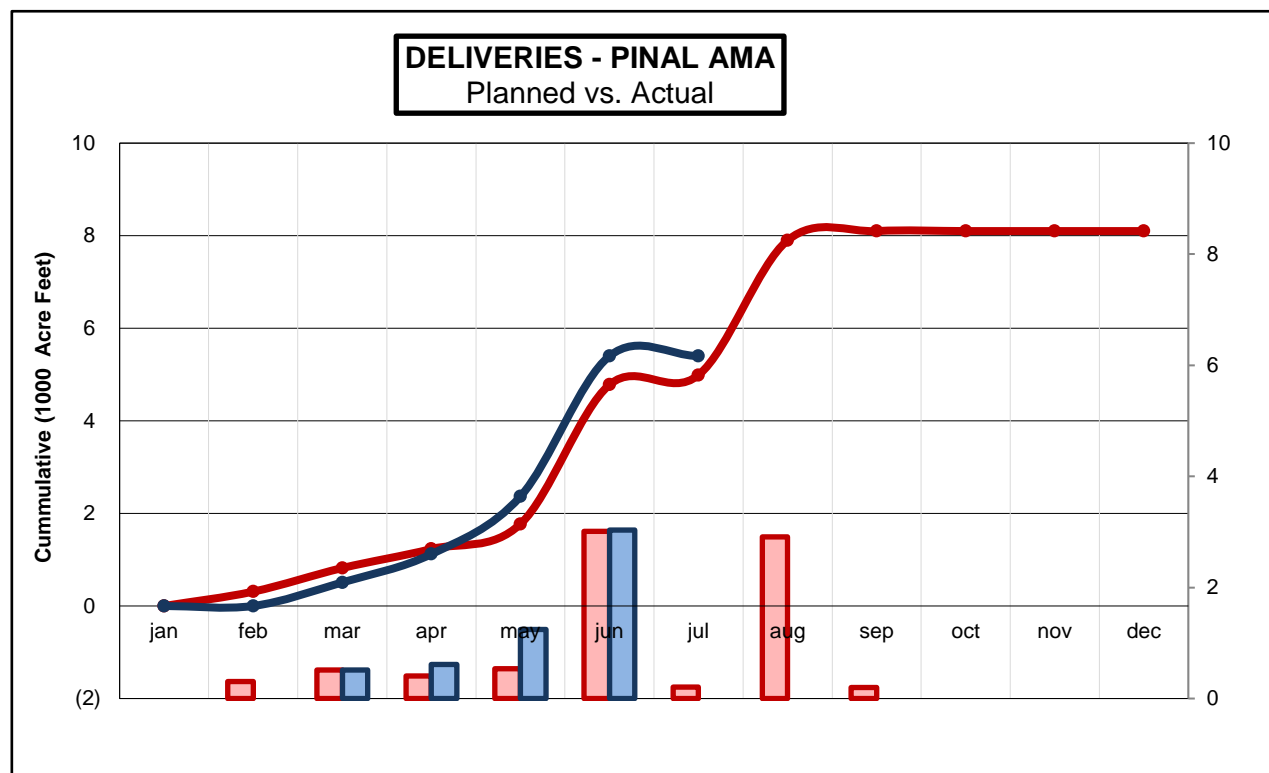
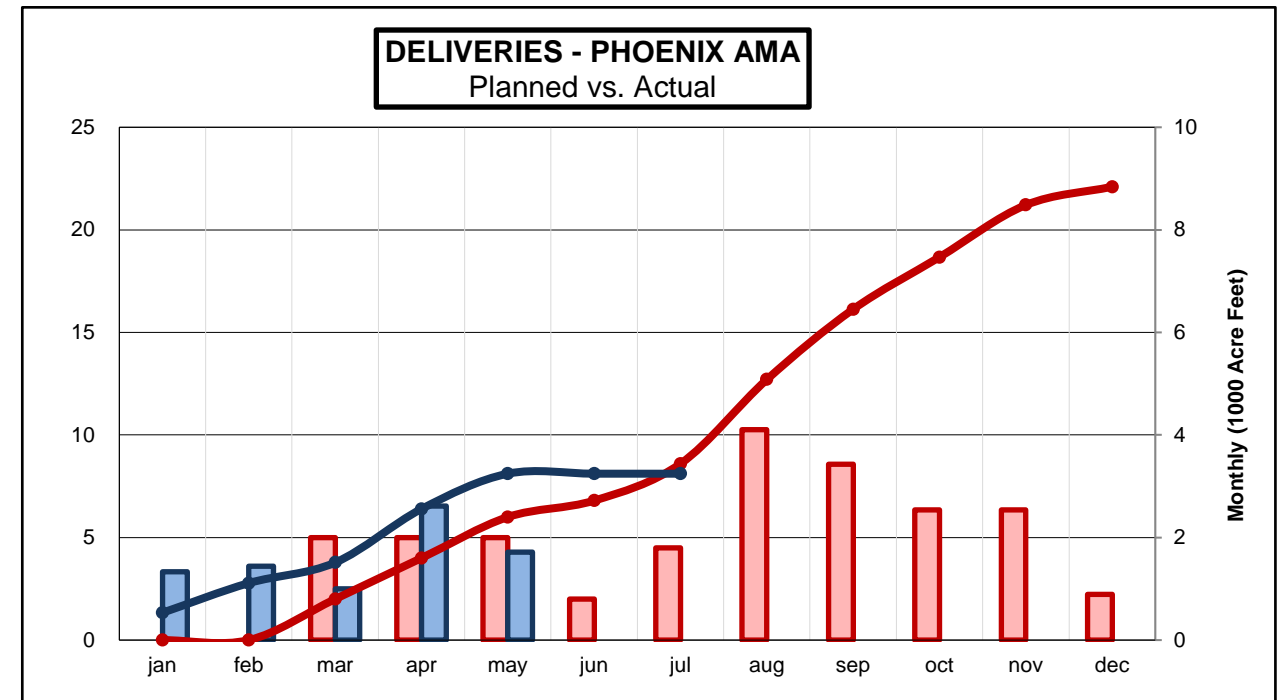
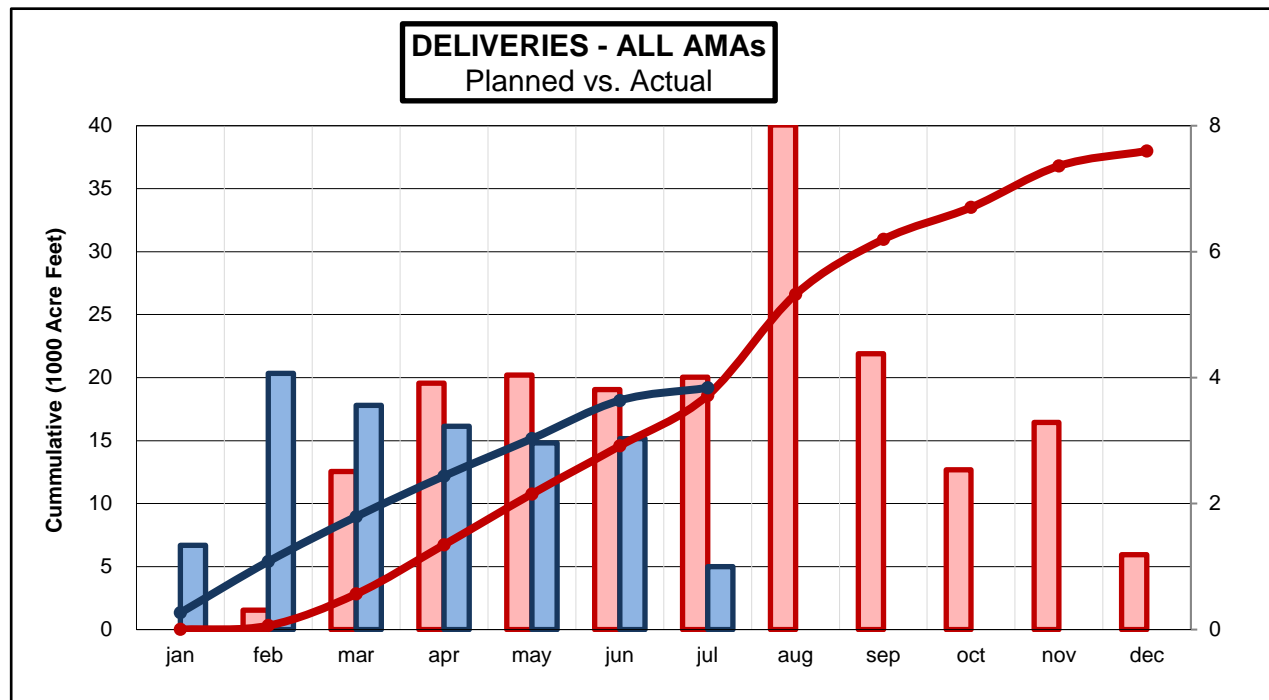


# 2018 Plan of Operation - INTRASTATE



█ PLANNED (MONTHLY)  
 █ ACTUAL (MONTHLY)  
 —●— PLANNED (CUM)  
 —●— ACTUAL (CUM)

Actual Deliveries 2018  
Plan of Operation

11-Sep-18

jan feb mar apr may jun jul aug sep oct nov dec total

**Phoenix AMA**

HIEROGLYPHIC MTNS	0	1,000	0	1,616	1,717	0	0							4,333
	0	0	0	0	0	800	800	800	1,340	1,240	1,290	741		7,011
AGUA FRIA	1,335	444	0	0	0	0	0							1,779
	0	0	0	0	0	0	1,000	1,000	1,000	1,000	1,000	0		5,000
GRUSP	0	0	0	0	0	0	0							0
	0	0	0	0	0	0	0	0	0	0	0	0		0
TONOPAH DESERT	0	0	0	0	0	0	0							0
	0	0	0	0	0	0	0	0	0	0	0	0		0
SUPERSTITION MTNS	0	0	1,000	1,000	0	0	0							2,000
	0	0	2,000	2,000	2,000	0	0	2,000	687	0	0	0		8,687
TONPAH IRRIGATION DISTRICT	0	0	0	0	0	0	0							0
	0	0	0	0	0	0	0	302	400	300	250	150		1,402
Subtotal	1,335	1,444	1,000	2,616	1,717	0	0	0	0	0	0	0		8,112
Total to date	1,335	2,779	3,779	6,395	8,112	8,112	8,112	8,112	8,112	8,112	8,112	8,112		8,112
Projected total to date	0	0	2,000	4,000	6,000	6,800	8,600	12,702	16,129	18,669	21,209	22,100		22,100

**Pinal AMA**

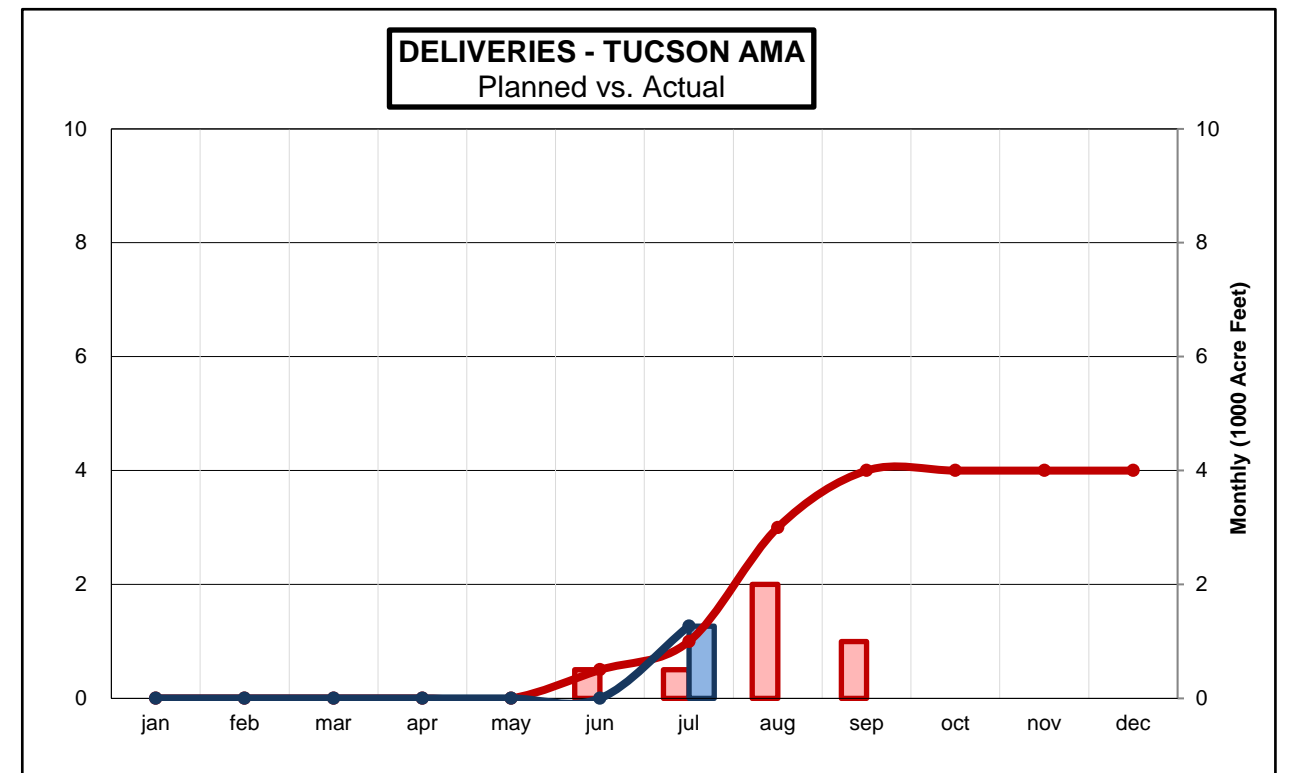
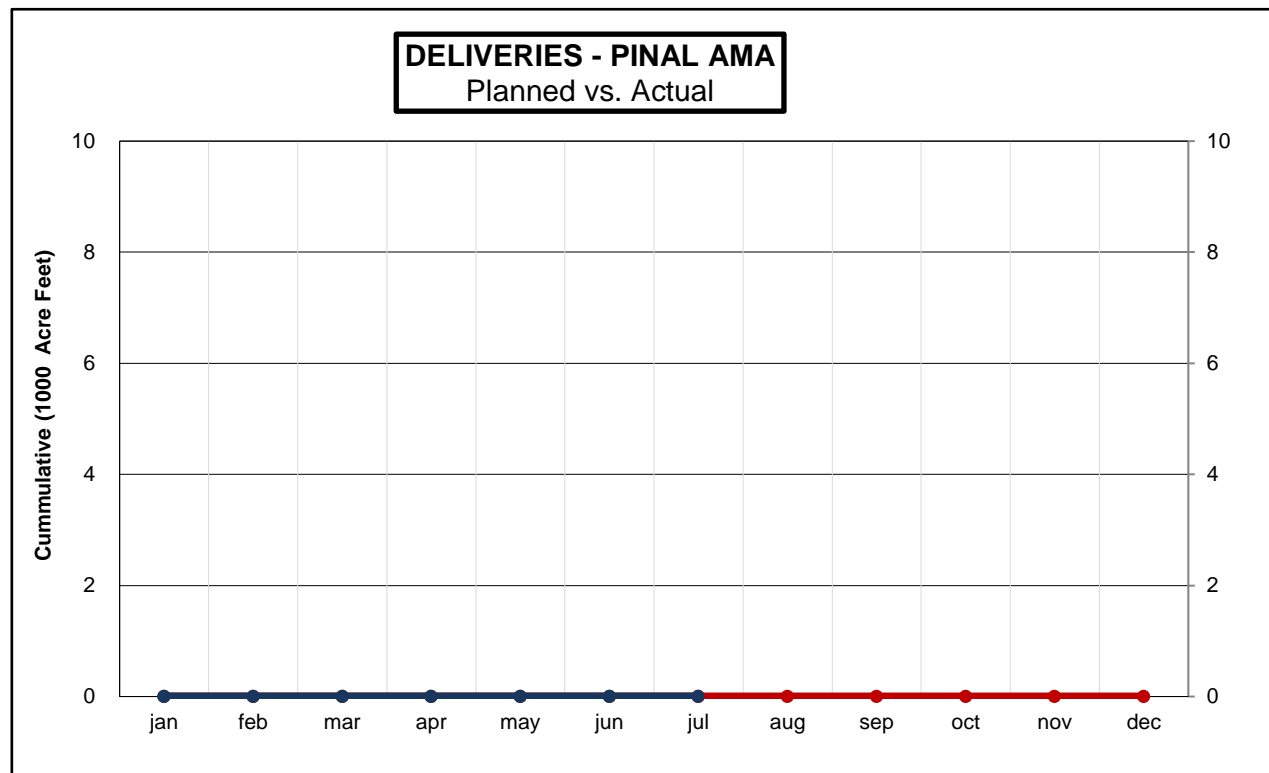
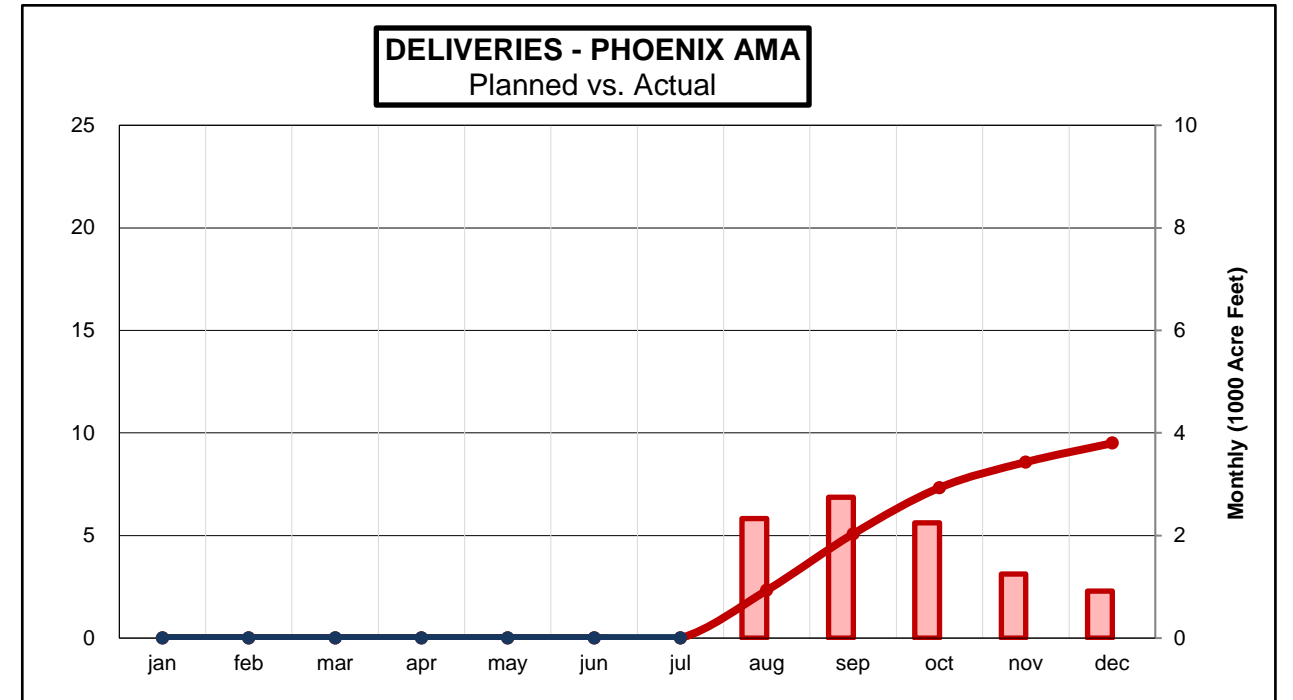
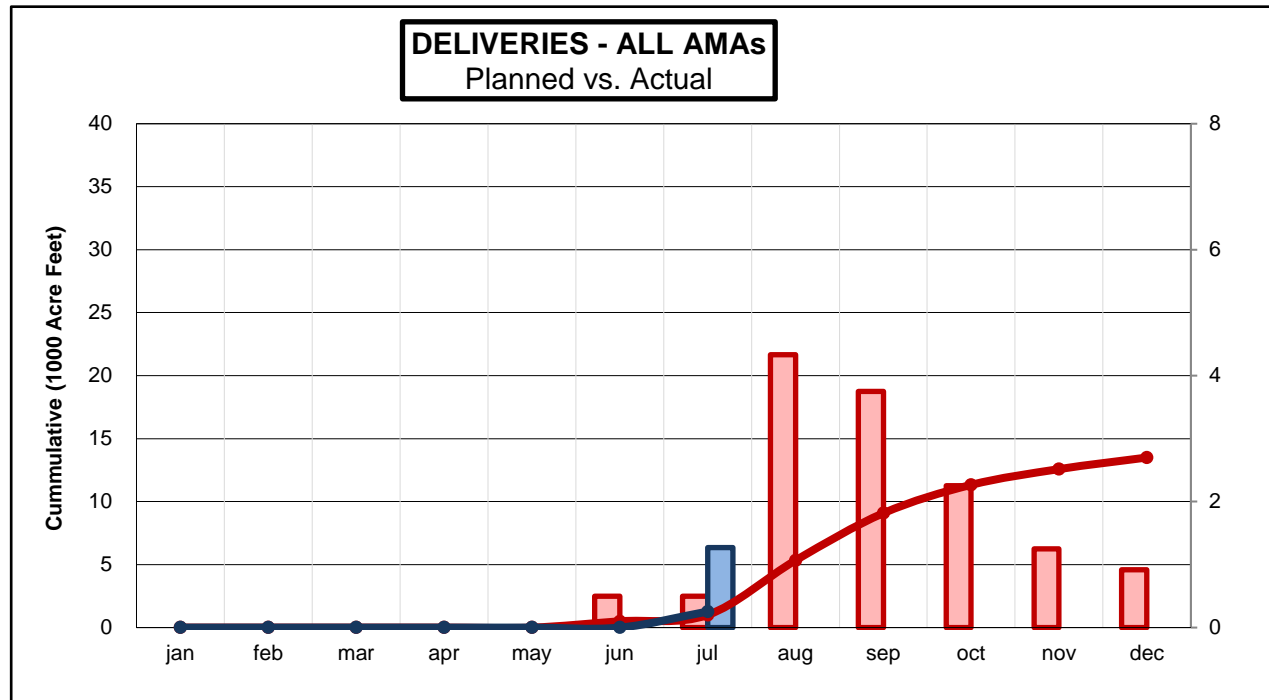
CAIDD	0	0	0	0	0	0	0							0
	0	0	0	0	0	0	0	2,700	0	0	0	0		2,700
HIDD	0	0	0	0	536	2,164	0							2,700
	0	0	0	0	0	2,700	0	0	0	0	0	0		2,700
MSIDD	0	0	510	610	710	870	0							2,700
	0	310	510	410	540	310	210	210	200	0	0	0		2,700
	0	0	0	0	0	0	0							0
	0	0	0	0	0	0	0	0	0	0	0	0		0
Subtotal	0	0	510	610	1,246	3,034	0	0	0	0	0	0		5,400
Total to date	0	0	510	1,120	2,366	5,400	5,400	5,400	5,400	5,400	5,400	5,400		5,400
Projected total to date	0	310	820	1,230	1,770	4,780	4,990	7,900	8,100	8,100	8,100	8,100		8,100

**Tucson AMA**

AVRA VALLEY	0	0	0	0	0	0	0							0
	0	0	0	0	0	0	0	0	0	0	0	0		0
LOWER SANTA CRUZ	0	2,623	2,052	0	0	0	0							4,675
	0	0	0	1,500	1,500	0	1,000	1,000	500	0	500	300		6,300
PIMA MINE ROAD	0	0	0	0	0	0	0							0
	0	0	0	0	0	0	0	0	250	0	250	0		500
CAVSARP	0	0	0	0	0	0	0							0
	0	0	0	0	0	0	0	0	0	0	0	0		0
SAVSARP	0	0	0	0	0	0	0							0
	0	0	0	0	0	0	0	0	0	0	0	0		0
CMID	0	0	0	0	0	0	1,000							1,000
	0	0	0	0	0	0	1,000	0	0	0	0	0		1,000
KAI FARMS - Red Rock	0	0	0	0	0	0	0							0
	0	0	0	0	0	0	0	0	0	0	0	0		0
BKW FARMS	0	0	0	0	0	0	0							0
	0	0	0	0	0	0	0	0	0	0	0	0		0
Subtotal	0	2,623	2,052	0	0	0	1,000	0	0	0	0	0		5,675
Total to date	0	2,623	4,675	4,675	4,675	4,675	5,675	5,675	5,675	5,675	5,675	5,675		5,675
Projected total to date	0	0	0	1,500	3,000	3,000	5,000	6,000	6,750	6,750	7,500	7,800		7,800

TOTAL	1,335	4,067	3,562	3,226	2,963	3,034	1,000	0	0	0	0	0		19,187
Total to date	1,335	5,402	8,964	12,190	15,153	18,187	19,187	19,187	19,187	19,187	19,187	19,187		19,187
Projected total to date	0	310	2,820	6,730	10,770	14,580	18,590	26,602	30,979	33,519	36,809	38,000		38,000

# 2018 Plan of Operation - Nevada



█ PLANNED (MONTHLY)  
 █ ACTUAL (MONTHLY)  
 —●— PLANNED (CUM)  
 —●— ACTUAL (CUM)

jan feb mar apr may jun jul aug sep oct nov dec total

**Phoenix AMA**

<b>AGUA FRIA</b>	0	0	0	0	0	0	0	0	0	0	0	0	0	0	0
	0	0	0	0	0	0	0	0	150	650	650	620			2,070
<b>NMID</b>	0	0	0	0	0	0	0	0	0	0	0	0	0	0	0
	0	0	0	0	0	0	0	1,000	1,000	1,000	0	0			3,000
<b>QCID</b>	0	0	0	0	0	0	0	0	0	0	0	0	0	0	0
	0	0	0	0	0	0	0	1,230	1,500	500	500	200			3,930
<b>TID</b>	0	0	0	0	0	0	0	0	0	0	0	0	0	0	0
	0	0	0	0	0	0	0	0	100	100	100	100			400
<b>0</b>	0	0	0	0	0	0	0	0	0	0	0	0	0	0	0
	0	0	0	0	0	0	0	0	0	0	0	0	0	0	0
<b>0</b>	0	0	0	0	0	0	0	0	0	0	0	0	0	0	0
	0	0	0	0	0	0	0	0	0	0	0	0	0	0	0
Subtotal	0	0	0	0	0	0	0	0	0	0	0	0	0	0	0
Total to date	0	0	0	0	0	0	0	0	0	0	0	0	0	0	0
Projected total to date	0	0	0	0	0	0	0	2,230	4,980	7,230	8,480	9,400			9,400

**Pinal AMA**

<b>CAIDD</b>	0	0	0	0	0	0	0	0	0	0	0	0	0	0	0
	0	0	0	0	0	0	0	0	0	0	0	0	0	0	0
<b>HIDD</b>	0	0	0	0	0	0	0	0	0	0	0	0	0	0	0
	0	0	0	0	0	0	0	0	0	0	0	0	0	0	0
<b>MSIDD</b>	0	0	0	0	0	0	0	0	0	0	0	0	0	0	0
	0	0	0	0	0	0	0	0	0	0	0	0	0	0	0
<b>0</b>	0	0	0	0	0	0	0	0	0	0	0	0	0	0	0
	0	0	0	0	0	0	0	0	0	0	0	0	0	0	0
Subtotal	0	0	0	0	0	0	0	0	0	0	0	0	0	0	0
Total to date	0	0	0	0	0	0	0	0	0	0	0	0	0	0	0
Projected total to date	0	0	0	0	0	0	0	0	0	0	0	0	0	0	0

**Tucson AMA**

<b>PIMA MINE ROAD</b>	0	0	0	0	0	0	0	0	0	0	0	0	0	0	0
	0	0	0	0	0	500	500	500	500	0	0	0			2,000
<b>CMID</b>	0	0	0	0	0	0	1,271	0	0	0	0	0	0	0	1,271
	0	0	0	0	0	0	0	1,000	500	0	0	0			1,500
<b>KAI FARMS - Red Rock</b>	0	0	0	0	0	0	0	0	0	0	0	0	0	0	0
	0	0	0	0	0	0	0	500	0	0	0	0			500
<b>0</b>	0	0	0	0	0	0	0	0	0	0	0	0	0	0	0
	0	0	0	0	0	0	0	0	0	0	0	0	0	0	0
<b>0</b>	0	0	0	0	0	0	0	0	0	0	0	0	0	0	0
	0	0	0	0	0	0	0	0	0	0	0	0	0	0	0
<b>0</b>	0	0	0	0	0	0	0	0	0	0	0	0	0	0	0
	0	0	0	0	0	0	0	0	0	0	0	0	0	0	0
<b>0</b>	0	0	0	0	0	0	0	0	0	0	0	0	0	0	0
	0	0	0	0	0	0	0	0	0	0	0	0	0	0	0
Subtotal	0	0	0	0	0	0	1,271	0	0	0	0	0	0	0	1,271
Total to date	0	0	0	0	0	0	1,271	1,271	1,271	1,271	1,271	1,271	1,271	1,271	1,271
Projected total to date	0	0	0	0	0	500	1,000	3,000	4,000	4,000	4,000	4,000	4,000	4,000	4,000

<b>TOTAL</b>	0	0	0	0	0	0	1,271	0	0	0	0	0	0	0	1,271
Total to date	0	0	0	0	0	0	1,271	1,271	1,271	1,271	1,271	1,271	1,271	1,271	1,271
Projected total to date	0	0	0	0	0	500	1,000	5,230	8,980	11,230	12,480	13,400			13,400

**AWBA Credit Purchase Transactions Pursuant to the 2018 Plan of Operation**

No Third Quarter Transactions

**Cumulative Credits Developed in 2018 (AF)**

Funding Source	Phoenix AMA		Pinal AMA		Tucson AMA		Total	
	Funds Expended	Credits Accrued	Funds Expended	Credits Accrued	Funds Expended	Credits Accrued	Funds Expended	Credits Accrued
<b>Water Storage Tax</b>	\$ 1,507,415	6,500	\$ -	0	\$ -	0	\$ 1,507,415	6,500
<b>Withdrawal Fees<sup>1</sup></b>	\$ 2,274,876	12,600	\$ -	0	\$ -	0	\$ 2,274,876	12,600
<b>Total</b>	\$ 3,782,291	19,100	\$ -	0	\$ -	0	\$ 3,782,291	19,100

<sup>1</sup> Includes 9,000 acre-feet of firming credits developed at a cost of \$1.44 million pursuant to firming agreement with the Gila River Indian Community